

**FORM 603**

Corporations Act 2001

Section 671B

**Notice of initial substantial holder****To: Company Name/Scheme: NINE ENTERTAINMENT CO. HOLDINGS LIMITED**ACN/ARSN: **122 203 892****1. Details of substantial holder**

Name: Commonwealth Bank of Australia ACN 123 123 124 (CBA) and its related bodies corporate listed in annexure A

The holder became a substantial holder on: **14/10/2015****2. Details of voting power**

The total number of votes attached to all the voting shares in the company or voting interests in the scheme that the substantial holder or an associate had a relevant interest in on the date the substantial holder became a substantial holder are as follows.

| Class of securities        | Number of securities | Person's votes | Voting power (%) |
|----------------------------|----------------------|----------------|------------------|
| Fully Paid ordinary shares | 21,982,227           | 21,982,227     | 2.47             |

For the Securities (if any) listed below see NOTE 1 at the end of this form

| Class of securities        | Number of securities | Person's votes | Voting power (%) |
|----------------------------|----------------------|----------------|------------------|
| Fully Paid ordinary shares | 23,572,203           | 23,572,203     | 2.65             |

| Class of securities                       | Number of securities | Person's votes | Voting power (%) |
|---|----------------------|----------------|------------------|
| GRAND TOTAL<br>Fully paid ordinary shares | 45,554,430           | 45,554,430     | 5.12             |

### 3. Details of relevant interests

The nature of the relevant interest the substantial holder or an associate had in the following voting securities on the date the substantial holder became a substantial holder are as follows:

| Holder of relevant interest                                       | Nature of relevant interest   | Class and number of securities  |
|---|---|---|
| CBA Equities Limited ACN 003 485 952                              | <p>Relevant interest under paragraph 608(1)(b) and/or 608(1)(c) of the Corporations Act 2001 (Cth), being a relevant interest arising as a result of having the power to control the exercise of the right to vote attached to securities and/or to control the exercise of the power to dispose of securities in a proprietary capacity (including as a result of underwriting activities). In addition, if any OTC derivatives, warrants or other securities (other than ordinary shares or ordinary units (as applicable)) are referred to below in this row, the relevant interest in respect of those securities arises under subsection 608(8) being an accelerated relevant interest held in the same capacity.</p> <p>Nature of relevant interest derived from;<br/>ordinary shares 4,204,494</p>   | <p>4,204,494<br/>Fully paid ordinary shares</p> <p>(including 1,837,916 borrowed from Merrill Lynch International, see Annexure C)</p> <p>(including 2,262,500 borrowed from Merrill Lynch Equities Australia Limited, see Annexure C)</p> <p>(including 103,788 borrowed from Macquarie Bank Limited, see Annexure C)</p>  |
| Avanteos Investments Limited ACN 096 259 979                      | <p>Relevant interest under paragraph 608(1)(a), 608(1)(b) and 608(1)(c) of the Corporations Act 2001 (Cth), being a relevant interest arising as a result of being the registered holder of the relevant securities in its capacity as a superannuation trustee. In addition, if any OTC derivatives, warrants or other securities (other than ordinary shares or ordinary units (as applicable)) are referred to below in this row, the relevant interest in respect of those securities arises under subsection 608(8) being an accelerated relevant interest held in the same capacity.</p> <p>Nature of relevant interest derived from;<br/>ordinary shares 2,900</p>   | <p>2,900<br/>Fully paid ordinary shares</p>   |
| Colonial First State Investments Limited (Note 1) ACN 002 348 352 | <p>Relevant interest under paragraph 608(1)(b) and/or 608(1)(c) of the Corporations Act 2001 (Cth), being a relevant interest arising from having the residual power to control the exercise of the right to vote attached to securities and/or to control the exercise of the power to dispose of securities in its capacity as a responsible entity of a managed investment scheme (which managed investment scheme is not managed by either Colonial First State Investments Limited or a related body corporate). In addition, if any OTC derivatives, warrants or other securities (other than ordinary shares or ordinary units (as applicable)) are referred to below in this row, the relevant interest in respect of those securities arises under subsection 608(8) being a residual accelerated relevant interest held in the same capacity. Colonial First State Investments Limited has authorised the manager of each such managed investment scheme to exercise the powers referred to in paragraph 608(1)(b) and/or 608(1)(c) of the Corporations Act 2001 (Cth) in relation to those securities managed by the manager to the exclusion of</p> | <p>23,572,203<br/>Fully paid ordinary shares</p> <p>(including 78,610 borrowed from Citigroup Global Markets Limited (Agreement 1), see Annexure C)</p> <p>(including 329,144 borrowed from UBS AG (Agreement 3), see Annexure C)</p> <p>(including 1,028,578 borrowed from UBS AG (Agreement 1), see Annexure C)</p> <p>(including 397,829 borrowed from UBS AG (Agreement 2), see Annexure C)</p> |

|  |   |  |
|--|---|--|
|  | <p>Colonial First State Investments Limited except for provisions allowing Colonial First State Investments Limited to terminate the agreement with the manager or to exercise those powers where the agreement is terminated.</p> <p>Nature of relevant interest derived from;<br/>ordinary shares 23,572,203</p>  |  |
| <p>Commonwealth Bank Officers Superannuation Corporation Pty Limited ACN 074 519 798</p> | <p>Relevant interest under paragraph 608(1)(b) and/or 608(1)(c) of the Corporations Act 2001 (Cth), being a relevant interest arising from having the power to control the exercise of the right to vote attached to securities and/or to control the exercise of the power to dispose of securities in its capacity as trustee for the Officers' Superannuation Fund. In addition, if any OTC derivatives, warrants or other securities (other than ordinary shares or ordinary units (as applicable)) are referred to below in this row, the relevant interest in respect of those securities arises under subsection 608(8) being an accelerated relevant interest held in the same capacity.</p> <p>Nature of relevant interest derived from;<br/>ordinary shares 104,758</p>                         | <p>104,758<br/>Fully paid ordinary shares</p>    |
| <p>Realindex Investments Pty Limited ACN 133 312 017</p>                                 | <p>Relevant interest under paragraph 608(1)(b) and/or 608(1)(c) of the Corporations Act 2001 (Cth), being a relevant interest arising from having the power to control the exercise of the right to vote attached to securities and/or to control the exercise of the power to dispose of securities in its capacity as investment manager, as provided for under its investment mandates. In addition, if any OTC derivatives, warrants or other securities (other than ordinary shares or ordinary units (as applicable)) are referred to below in this row, the relevant interest in respect of those securities arises under subsection 608(8) being an accelerated relevant interest held in the same capacity.</p> <p>Nature of relevant interest derived from;<br/>ordinary shares 6,575,502</p>   | <p>6,575,502<br/>Fully paid ordinary shares</p>  |
| <p>Colonial First State Asset Management (Australia) Limited ACN 114 194 311</p>         | <p>Relevant interest under paragraph 608(1)(b) and/or 608(1)(c) of the Corporations Act 2001 (Cth), being a relevant interest arising from having the power to control the exercise of the right to vote attached to securities and/or to control the exercise of the power to dispose of securities in its capacity as investment manager (as provided for under its investment mandates). In addition, if any OTC derivatives, warrants or other securities (other than ordinary shares or ordinary units (as applicable)) are referred to below in this row, the relevant interest in respect of those securities arises under subsection 608(8) being an accelerated relevant interest held in the same capacity.</p> <p>Nature of relevant interest derived from;<br/>ordinary shares 11,094,573</p> | <p>11,094,573<br/>Fully paid ordinary shares</p> |

|   |  |   |
|---|--|---|
| <p>Colonial First State Investments Limited ACN 002 348 352</p> | <p>Relevant interest under paragraph 608(1)(b) and/or 608(1)(c) of the Corporations Act 2001 (Cth), being a relevant interest arising from having the power to control the exercise of the right to vote attached to securities and/or to control the exercise of the power to dispose of securities in its capacity as a responsible entity of a managed investment scheme (which managed investment scheme is managed by Colonial First Statement Investments Limited or a related body corporate). In addition, if any OTC derivatives, warrants or other securities (other than ordinary shares or ordinary units (as applicable)) are referred to below in this row, the relevant interest in respect of those securities arises under subsection 608(8) being an accelerated relevant interest held in the same capacity.</p> <p>Nature of relevant interest derived from;<br/>ordinary shares 40,577,024</p>      | <p>40,577,024<br/>Fully paid ordinary shares</p> <p>(including 78,610 borrowed from Citigroup Global Markets Limited (Agreement 1), see Annexure C)</p> <p>(including 329,144 borrowed from UBS AG (Agreement 3), see Annexure C)</p> <p>(including 1,028,578 borrowed from UBS AG (Agreement 1), see Annexure C)</p> <p>(including 397,829 borrowed from UBS AG (Agreement 2), see Annexure C)</p> |
| <p>Sovereign Services Limited ACN 969417</p>                    | <p>Relevant interest under paragraph 608(1)(c) of the Corporations Act 2001 (Cth), being a relevant interest arising from having the power to control the exercise of the power to dispose of securities in its capacity as investment manager, as provided for under its investment mandates, or in its capacity as the provider of a discretionary investment management service.. In addition, if any OTC derivatives, warrants or other securities (other than ordinary shares or ordinary units (as applicable)) are referred to below in this row, the relevant interest in respect of those securities arises under subsection 608(8) being an accelerated relevant interest held in the same capacity.</p> <p>Nature of relevant interest derived from;<br/>ordinary shares 38,784</p>   | <p>38,784<br/>Fully paid ordinary shares</p>  |
| <p>ASB Group Investments Limited Company Number 533945</p>      | <p>Relevant interest under paragraph 608(1)(b) and/or 608(1)(c) of the Corporations Act 2001 (Cth), being a relevant interest arising from having the power to control the exercise of the right to vote attached to securities and/or to control the exercise of the power to dispose of securities in its capacity as investment manager, as provided for under its investment mandates, as a life company holding statutory funds and as the responsible entity or manager of a managed investment scheme. In addition, if any OTC derivatives, warrants or other securities (other than ordinary shares or ordinary units (as applicable)) are referred to below in this row, the relevant interest in respect of those securities arises under subsection 608(8) being an accelerated relevant interest held in the same capacity.</p> <p>Nature of relevant interest derived from;<br/>ordinary shares 244,509</p> | <p>244,509<br/>Fully paid ordinary shares</p>   |
| <p>First State Investments (Hong Kong) Ltd ACN 206616</p>       | <p>Relevant interest under paragraph 608(1)(b) and/or 608(1)(c) of the Corporations Act 2001 (Cth), being a relevant interest arising from having the power to control the exercise of the right to vote attached to securities and/or to control the exercise of the power to dispose of</p>  | <p>27,689<br/>Fully paid ordinary shares</p>  |

|  |   |  |
|--|---|--|
|  | <p>securities in its capacity as discretionary investment manager, as provided for under its investment mandates. In addition, if any OTC derivatives, warrants or other securities (other than ordinary shares or ordinary units (as applicable)) are referred to below in this row, the relevant interest in respect of those securities arises under subsection 608(8) being an accelerated relevant interest held in the same capacity.</p> <p>Nature of relevant interest derived from;<br/>ordinary shares 27,689</p>   |  |
| <p>The Colonial Mutual Life Assurance Society Limited<br/>ACN 004 021 809</p>    | <p>Relevant interest under paragraph 608(1)(a), 608(1)(b) and/or 608(1)(c) of the Corporations Act 2001 (Cth), being a relevant interest arising from holding securities, having the power to control the exercise of the right to vote attached to securities and/or to control the exercise of the power to dispose of securities in a proprietary capacity as a life insurance company. Statutory fund holdings are held by external custodians and voted by the relevant investment manager, so CMLA's relevant interest is qualified accordingly. In addition, if any OTC derivatives, warrants or other securities (other than ordinary shares or ordinary units (as applicable)) are referred to below in this row, the relevant interest in respect of those securities arises under subsection 608(8) being an accelerated relevant interest held in the same capacity.</p> <p>Nature of relevant interest derived from;<br/>ordinary shares 355,075</p> | <p>355,075<br/>Fully paid ordinary shares</p>    |
| <p>Colonial First State Asset Management (Australia) Limited ACN 114 194 311</p> | <p>Relevant interest under paragraph 608(1)(b) and/or 608(1)(c) of the Corporations Act 2001 (Cth), being a relevant interest arising from having the power to control the exercise of the right to vote attached to securities and/or to control the exercise of the power to dispose of securities in its capacity as investment manager (as provided for under its investment mandates). In addition, if any OTC derivatives, warrants or other securities (other than ordinary shares or ordinary units (as applicable)) are referred to below in this row, the relevant interest in respect of those securities arises under subsection 608(8) being an accelerated relevant interest held in the same capacity.</p> <p>Nature of relevant interest derived from;<br/>ordinary shares 10,428,516</p>   | <p>10,428,516<br/>Fully paid ordinary shares</p> |

#### 4. Details of present registered holders

The persons registered as holders of the securities referred to in paragraph 3 above are as follows

| Holder of relevant interest   | Registered holder of securities           | Person entitled to be registered as holder | Class and number of securities           |
|---|---|--|--|
| CBA Equities Limited ACN 003 485 952  | Share Direct Nominees Pty Limited         |  | 4,204,494<br>Fully paid ordinary shares  |
| Avanteos Investments Limited ACN 096 259 979                                      | Avanteos Investments Limited              |  | 2,900<br>Fully paid ordinary shares      |
| Colonial First State Investments Limited (Note 1) ACN 002 348 352                 | Citicorp Nominees Pty Limited (Australia) |  | 18,378,946<br>Fully paid ordinary shares |
| Colonial First State Investments Limited (Note 1) ACN 002 348 352                 | UBS Nominees Pty Ltd                      |  | 1,755,551<br>Fully paid ordinary shares  |
| Colonial First State Investments Limited (Note 1) ACN 002 348 352                 | Citibank N A Hong Kong                    |  | 3,437,706<br>Fully paid ordinary shares  |
| Commonwealth Bank Officers Superannuation Corporation Pty Limited ACN 074 519 798 | Citicorp Nominees Pty Limited (Australia) |  | 104,758<br>Fully paid ordinary shares    |
| Realindex Investments Pty Limited ACN 133 312 017                                 | National Bank Nominees Pty Limited        |  | 209,238<br>Fully paid ordinary shares    |
| Realindex Investments Pty Limited ACN 133 312 017                                 | Citibank N A Hong Kong                    |  | 6,366,264<br>Fully paid ordinary shares  |
| Colonial First State Asset Management (Australia) Limited ACN 114 194 311         | Citicorp Nominees Pty Limited (Australia) |  | 7,641,862<br>Fully paid ordinary shares  |
| Colonial First State Asset Management (Australia) Limited ACN 114 194 311         | HSBC UK                                   |  | 27,689<br>Fully paid ordinary shares     |
| Colonial First State Asset Management (Australia) Limited ACN 114 194 311         | BNP Paribas Securities                    |  | 145,034<br>Fully paid ordinary shares    |
| Colonial First State Asset Management (Australia) Limited ACN 114 194 311         | Citibank N A Hong Kong                    |  | 3,279,988<br>Fully paid ordinary shares  |

**5. Consideration**

The consideration paid for each relevant interest referred to in paragraph 3 above, and acquired in the four months prior to the day that the substantial holder became a substantial holder is as follows:

| <b>Holder of relevant interest</b> | <b>Date of acquisition</b> | <b>Consideration-Cash</b> | <b>Consideration-Non-Cash</b> | <b>Class and number of securities</b> |
|------------------------------------|----------------------------|---------------------------|-------------------------------|---------------------------------------|
| See annexure B to this notice      |                            |                           |                               |                                       |

## 6. Associates

The reasons the persons named in paragraph 3 above are associates of the substantial holder are as follows:

| Name and ACN/ARSN (if applicable)   | Nature of association  |
|---|--|
| First State Investments (Hong Kong) Ltd ACN 206616                                | An indirect wholly-owned subsidiary, and therefore related body corporate, of Commonwealth Bank of Australia |
| ASB Group Investments Limited Company Number 533945                               | An indirect wholly-owned subsidiary, and therefore related body corporate, of Commonwealth Bank of Australia |
| Commonwealth Bank Officers Superannuation Corporation Pty Limited ACN 074 519 798 | A direct wholly-owned subsidiary, and therefore related body corporate, of Commonwealth Bank of Australia    |
| CBA Equities Limited ACN 003 485 952  | An indirect wholly-owned subsidiary, and therefore related body corporate, of Commonwealth Bank of Australia |
| Colonial First State Asset Management (Australia) Limited ACN 114 194 311         | An indirect wholly-owned subsidiary, and therefore related body corporate, of Commonwealth Bank of Australia |
| Colonial First State Investments Limited ACN 002 348 352                          | An indirect wholly-owned subsidiary, and therefore related body corporate, of Commonwealth Bank of Australia |
| Avanteos Investments Limited ACN 096 259 979                                      | An indirect wholly-owned subsidiary, and therefore related body corporate, of Commonwealth Bank of Australia |
| Realindex Investments Pty Limited ACN 133 312 017                                 | An indirect wholly-owned subsidiary, and therefore related body corporate, of Commonwealth Bank of Australia |
| Sovereign Services Limited ACN 969417   | An indirect wholly-owned subsidiary, and therefore related body corporate, of Commonwealth Bank of Australia |
| The Colonial Mutual Life Assurance Society Limited ACN 004 021 809                | An indirect wholly-owned subsidiary, and therefore related body corporate, of Commonwealth Bank of Australia |



## 7. Addresses

The addresses of persons named in this form are as follows:

| Name  | Address  |
|---|--|
| First State Investments (Hong Kong) Ltd ACN 206616                                | 6th Floor, Three Exchange Square, 8 Connaught Place, Central, Hong Kong    |
| ASB Group Investments Limited Company Number 533945                               | Level 2, ASB North Wharf, 12 Jellicoe Street, Auckland, 1010 , New Zealand |
| Commonwealth Bank Officers Superannuation Corporation Pty Limited ACN 074 519 798 | Level 11 Tower 1, 201 Sussex St Sydney NSW 2001                            |
| CBA Equities Limited ACN 003 485 952  | Ground Floor Tower 1, 201 Sussex Street, Sydney, NSW, 2000, Australia      |
| Colonial First State Asset Management (Australia) Limited ACN 114 194 311         | Ground Floor Tower 1, 201 Sussex Street, Sydney, NSW, 2000, Australia      |
| Colonial First State Investments Limited ACN 002 348 352                          | Ground Floor Tower 1, 201 Sussex Street, Sydney, NSW, 2000, Australia      |
| Avanteos Investments Limited ACN 096 259 979                                      | Ground Floor Tower 1, 201 Sussex Street, Sydney, NSW, 2000, Australia      |
| Realindex Investments Pty Limited ACN 133 312 017                                 | Ground Floor Tower 1, 201 Sussex Street, Sydney, NSW, 2000, Australia      |
| Sovereign Services Limited ACN 969417   | Level 2, ASB North Wharf, 12 Jellicoe Street, Auckland, 1010 , New Zealand |
| The Colonial Mutual Life Assurance Society Limited ACN 004 021 809                | Ground Floor Tower 1, 201 Sussex Street, Sydney, NSW, 2000, Australia      |

## 8. Signature

NOTE 1--(This note is relevant to section 2,3,4 and 5)

The relevant interests in these securities:

- a) are/were held by Colonial First State Investments Limited (CFS) as responsible entity of the specified registered managed investment schemes and relate(d) to holdings in connection with the Colonial First State First Choice product range. Decisions to buy/sell those securities and exercise voting rights in relation to those securities are made by managers to whom CFS has outsourced those functions. By instrument dated 29 October 2001 the Australian Securities and Investments Commission ("ASIC") has granted certain relief to CFS and its related bodies corporate for these holdings from the applicable provisions of Chapter 6 of the Corporations Act in relation to the acquisition of or increase in voting power of such securities (the Manager Relief). These managers are not associates of, other than by virtue of an agreement in accordance with the terms of the Manager Relief, the Commonwealth Bank of Australia group; or
- b) are/were held by or for the benefit of specified index funds where the funds have an objective of maintaining a portfolio tracking error less than 0.5% per annum. ASIC has granted certain relief to CFS and its related bodies corporate for these holdings from the applicable provisions of Chapter 6 of the Corporations Act in relation to the acquisition of or increase in voting power of such securities.




Dated the 15 day of October 2015

---

Carla Collingwood-Company Secretary

## Annexure A

This is annexure A referred to in Form 603, Notice of initial substantial holder dated 14/10/2015



Carla Collingwood

Company Secretary

Dated the 15 October 2015

## SCHEDULE


AEGIS CORRECTIONAL PARTNERSHIP PTY LTD  
AEGIS LIMITED  
AHL HOLDINGS PTY LIMITED  
ALTONA V6 PTY LIMITED  
ASB BANK LIMITED  
ASB CAPITAL LIMITED (NZX-ASBPA)  
ASB CAPITAL NO.2 LIMITED (NZX-ASBPB)  
ASB FINANCE LIMITED  
ASB FUNDING LIMITED  
ASB GROUP (LIFE) LIMITED  
ASB GROUP INVESTMENTS LIMITED  
ASB HOLDINGS LIMITED  
ASB MANAGEMENT SERVICES LIMITED  
ASB NOMINEES LIMITED  
ASB SECURITIES LIMITED  
ASKLEPIOS LIMITED  
ASPIRE SCHOOLS FINANCING (QLD) PTY LIMITED  
ASPIRE SCHOOLS HOLDINGS (QLD) PTY LIMITED  
AUSIEX NOMINEES PTY LIMITED  
AUSTRALIAN INVESTMENT EXCHANGE LIMITED  
AVANTEOS INVESTMENTS LIMITED  
AVANTEOS PTY LTD  
BANK OF HANGZHOU CO. LTD  
BANKWEST FOUNDATION LIMITED  
BDELTA VESSEL NO 1 PTY LTD  
BDELTA VESSEL NO 2 PTY LTD  
BDELTA VESSEL NO 3 PTY LTD  
BDELTA VESSEL NO 4 PTY LTD  
BOCOMMLIFE INSURANCE COMPANY LIMITED  
BOND INVESTMENTS NO 1 LIMITED  
BOND INVESTMENTS UK LIMITED  
BW FINANCIAL ADVICE LIMITED  
BW SECURITISATION MANAGEMENT PTY LTD  
BWA GROUP SERVICES PTY LTD  
BWA INTELLECTUAL PROPERTY HOLDINGS  
LIMITED  
CABLE BEACH PTY LIMITED (PENDING  
DEREGISTRATION)  
CAPITAL 121 PTY LIMITED  
CARDS NZ LIMITED  
CBA (EUROPE) FINANCE LTD  
CBA A319 4624 PTY LIMITED  
CBA A319 4635 PTY LIMITED  
CBA A320 4077 PTY LTD  
CBA A320 4948 PTY LIMITED  
CBA A320 5156 PTY LIMITED  
CBA A320 5249 PTY LTD  
CBA A320 5289 PTY LTD  
CBA A320 5638 PTY LTD  
CBA A320 6749 PTY LIMITED  
CBA A320 AIRCRAFT NO1 PTY LTD  
CBA A330 1427 Pty Ltd  
CBA A330 1453 PTY LIMITED  
CBA AIR A320 2714 PTY LTD  
CBA AIR PTY LTD  
CBA ASSET FINANCE (NZ) LIMITED  
CBA ASSET HOLDINGS (NZ) LIMITED  
CBA B377 37091 PTY LTD  
CBA B738 39822 PTY LIMITED  
CBA CAPITAL AUSTRALIA (NO 2) PTY LIMITED  
CBA CAPITAL AUSTRALIA PTY LIMITED  
CBA CAPITAL HOLDINGS INC.  
CBA CAPITAL TRUST I  
CBA CAPITAL TRUST II  
CBA CORPORATE SERVICES (NSW) PTY LIMITED  
CBA CORPORATE SERVICES (VIC) PTY LIMITED  
CBA EQUITIES LIMITED  
CBA EUROPE LIMITED  
CBA FUNDING (NZ) LIMITED  
CBA FUNDING HOLDINGS PTY LTD  
CBA FUNDING TRUST I  
CBA INTERNATIONAL FINANCE PTY. LIMITED  
CBA INVESTMENTS (NO.4) LIMITED  
CBA IT CO PTY LIMITED  
CBA MTE RAIL COMPANY PTY LIMITED  
CBA NZ HOLDING LIMITED  
CBA RAIL & TRAM COMPANY PTY LIMITED  
CBA REAL ESTATE FUNDING (NZ) LIMITED  
CBA SA HOLDINGS PROPRIETARY LIMITED  
CBA SERVICES SINGAPORE PTE LTD  
CBA SPECIALISED FINANCING PTY LIMITED  
CBA STAFF COMMUNITY FUND LIMITED  
CBA USD FUNDING LIMITED  
CBA USD INVESTMENTS PTY LIMITED  
CBFC LEASING PTY. LIMITED  
CBFC LIMITED  
CFS Newham Limited  
CFSPAI EUROPE CO LIMITED (formerly known as  
CFSPAI MALTA CO LIMITED)  
CFSPAI EUROPE HOLDCO LIMITED (formerly known  
as CFSPAI MALTA HOLDCO LIMITED)  
CHRISTMAS BREAK PTY LTD  
CHULLORA EQUITY INVESTMENT (NO 1) PTY  
LIMITED

CHULLORA EQUITY INVESTMENT (NO 2) PTY LIMITED  
 CHULLORA EQUITY INVESTMENT (NO 3) PTY LIMITED  
 CIPL ARARAT PTY LTD  
 CIPL SA SCHOOLS PTY LTD  
 CISL (HAZELWOOD) PTY. LIMITED  
 CM-SOMERTON PTY. LTD.  
 CMG ASIA LIFE HOLDINGS LIMITED  
 CMG ASIA PTY LTD  
 COLLATERAL LEASING PTY LTD  
 Colonial (UK) Trustees Limited  
 COLONIAL FIRST STATE ASSET MANAGEMENT (AUSTRALIA) LIMITED  
 COLONIAL FIRST STATE GROUP LIMITED  
 COLONIAL FIRST STATE INFRASTRUCTURE HOLDINGS LIMITED  
 COLONIAL FIRST STATE INFRASTRUCTURE MANAGERS (AUSTRALIA) PTY LTD  
 Colonial First State Investment Managers (UK) Limited  
 COLONIAL FIRST STATE INVESTMENTS (NZ) LIMITED (PENDING DEREGISTRATION)  
 COLONIAL FIRST STATE INVESTMENTS LIMITED  
 COLONIAL FIRST STATE MANAGED INFRASTRUCTURE LIMITED  
 COLONIAL HOLDING COMPANY LIMITED  
 COLONIAL MUTUAL SUPERANNUATION PTY. LTD.  
 COLONIAL SERVICES PTY LIMITED  
 COMMBANK EUROPE LIMITED  
 COMMBANK MANAGEMENT CONSULTING (ASIA) COMPANY LIMITED  
 COMMBANK MANAGEMENT CONSULTING (SHANGHAI) COMPANY LIMITED  
 COMMCAPITAL S.A.R.L  
 COMMFOUNDATION PTY LIMITED  
 COMMINTERNATIONAL LIMITED  
 COMMONWEALTH AUSTRALIA SECURITIES LLC  
 COMMONWEALTH BANK OF AUSTRALIA  
 COMMONWEALTH BANK OF AUSTRALIA (CHENG'AN) COUNTY BANK CO. LTD.  
 COMMONWEALTH BANK OF AUSTRALIA (CIXIAN) COUNTY BANK CO. LTD  
 COMMONWEALTH BANK OF AUSTRALIA (DENG FENG) COUNTY BANK CO. LTD  
 COMMONWEALTH BANK OF AUSTRALIA (HANDANXIAN) COUNTY BANK CO. LTD.  
 COMMONWEALTH BANK OF AUSTRALIA (JIYUAN) COUNTY BANK CO. LTD  
 COMMONWEALTH BANK OF AUSTRALIA (LANKAO) COUNTY BANK CO. LTD  
 COMMONWEALTH BANK OF AUSTRALIA (LUANCHENG) COUNTY BANK CO. LTD  
 COMMONWEALTH BANK OF AUSTRALIA (MIANCHI) COUNTY BANK CO. LTD  
 COMMONWEALTH BANK OF AUSTRALIA (SHEXIAN) COUNTY BANK CO. LTD  
 COMMONWEALTH BANK OF AUSTRALIA (UK) STAFF BENEFITS SCHEME TRUSTEE COMPANY LIMITED  
 COMMONWEALTH BANK OF AUSTRALIA (WEIXIAN) COUNTY BANK CO. LTD.  
 COMMONWEALTH BANK OF AUSTRALIA (WENXIAN) COUNTY BANK CO. LTD  
 COMMONWEALTH BANK OF AUSTRALIA (XINJI) COUNTY BANK CO. LTD  
 COMMONWEALTH BANK OF AUSTRALIA (YICHUAN) COUNTY BANK CO. LTD  
 COMMONWEALTH BANK OF AUSTRALIA (YONGCHENG) COUNTY BANK CO. LTD  
 COMMONWEALTH BANK OF AUSTRALIA (YONGNIAN) COUNTY BANK CO. LTD  
 COMMONWEALTH BANK OFFICERS  
 SUPERANNUATION CORPORATION PTY LIMITED  
 Commonwealth Custodial Services Pty Ltd  
 COMMONWEALTH DEVELOPMENT BANK OF AUSTRALIA PTY LIMITED  
 COMMONWEALTH FINANCIAL PLANNING LIMITED  
 COMMONWEALTH INSURANCE HOLDINGS LIMITED  
 COMMONWEALTH INSURANCE LIMITED  
 COMMONWEALTH INVESTMENTS PTY LIMITED  
 COMMONWEALTH PRIVATE LIMITED  
 COMMONWEALTH SECURITIES LIMITED  
 COMMONWEALTH INTERNATIONAL HOLDINGS PTY LIMITED  
 COMSEC NOMINEES PTY LIMITED  
 CORE EQUITY SERVICES NOMINEES PTY LIMITED  
 COUNT FINANCE PTY LIMITED (PENDING DEREGISTRATION AS AT 25/09/2015)  
 COUNT FINANCIAL LIMITED  
 CRYSTAL AVENUE PTY LIMITED  
 CTB AUSTRALIA LIMITED  
 ELLAS CONTAINER SHIP COMPANY 1 PTY LIMITED  
 ELLAS CONTAINER SHIP COMPANY 2 PTY LIMITED  
 EMERALD HOLDING COMPANY PTY LIMITED  
 EQUIGROUP HOLDINGS PTY LIMITED  
 FINANCIAL WISDOM LIMITED  
 FINCONNECT (AUSTRALIA) PTY LTD  
 FIRST STATE CINDA FUND MANAGEMENT COMPANY LIMITED  
 First State Diversified Hedge Fund Limited  
 First State European Diversified Infrastructure Sarl  
 First State Funds Plc  
 First State Global Umbrella Fund Public Limited Company  
 First State Hedge Funds SPC Limited  
 FIRST STATE INFRASTRUCTURE MANAGERS (INTERNATIONAL) LIMITED  
 First State Infrastructure S.à r.l.  
 First State Investment Management (UK) Limited  
 FIRST STATE INVESTMENT MANAGERS (ASIA) LIMITED  
 First State Investment Services (UK) Limited  
 FIRST STATE INVESTMENTS (HONG KONG) LIMITED  
 FIRST STATE INVESTMENTS (JAPAN) LIMITED  
 FIRST STATE INVESTMENTS (NZ) LIMITED  
 FIRST STATE INVESTMENTS (SINGAPORE)  
 First State Investments (UK Holdings) Limited  
 First State Investments (UK) Limited  
 FIRST STATE INVESTMENTS (US) LLC  
 First State Investments Fund Management Sarl  
 First State Investments GIP Management Sarl

FIRST STATE INVESTMENTS GLOBAL RESOURCES  
LONG SHORT MASTER FUND LIMITED (PENDING  
DEREGISTRATION)  
FIRST STATE INVESTMENTS HOLDINGS  
(SINGAPORE) LIMITED  
First State Investments ICVC  
First State Investments International Inc  
First State Investments International Limited  
FIRST STATE NOMINEES (HONG KONG) LIMITED  
FSIB LTD (formerly known as FIRST STATE  
INVESTMENTS (BERMUDA) LIMITED)  
FSIC Limited (formerly known as First State  
Investments (Cayman) Limited)  
GT USD FUNDING PTY LIMITED  
HAZELWOOD INVESTMENT COMPANY PTY  
LIMITED  
HOMEPATH PTY LIMITED  
INVERLOCH LEASING PTY LIMITED  
INVESTMENT CUSTODIAL SERVICES LIMITED  
INVESTOR SECURITIES PTY LTD  
INVESTORWEB.COM. PTY LIMITED  
IWL BROKING SOLUTIONS LIMITED  
IWL LIMITED  
JACQUES MARTIN ADMINISTRATION AND  
CONSULTING PTY LTD  
JACQUES MARTIN PTY. LTD.  
LOFT NO 1 PTY LIMITED  
LOFT NO 2 PTY LIMITED  
LOFT NO.3 PTY LIMITED  
MIS FUNDING NO.1 PTY LIMITED  
MORTGAGE HOLDING TRUST COMPANY LIMITED  
MTE DEBT VEHICLE PTY LTD  
MTE LESSOR 1 PTY LTD  
MTE LESSOR 2 PTY LTD  
MTE LESSOR 3 PTY LTD  
MTE LESSOR 4 PTY LTD  
MTE LESSOR 5 PTY LTD  
MTE NOMINEE PARTNER PTY LTD  
NETSHARE NOMINEES PTY LTD  
NEWPORT LIMITED  
NIMITZ NOMINEES PTY LIMITED  
ORE & OVERBURDEN PTY LIMITED  
PREFERRED CAPITAL LIMITED  
PREMIUM ALTERNATIVE INVESTMENTS PTY  
LIMITED  
PREMIUM CUSTODY SERVICES PTY LTD  
PREMIUM PLANTATIONS PTY LIMITED  
PREMIUM PLANTATIONS SERVICES PTY LTD  
PT BANK COMMONWEALTH  
PT COMMONWEALTH LIFE  
PT FIRST STATE INVESTMENTS INDONESIA  
QILU BANK CO. LTD.  
REALINDEX INVESTMENTS PTY LIMITED  
RELANCE ACHIEVER PTY LIMITED  
RESIDENTIAL MORTGAGE GROUP PTY LTD  
ROCK & RUBBLE (DEBT VEHICLE) PTY LIMITED  
ROCK & RUBBLE (EXISTING) PTY LIMITED  
ROCK & RUBBLE (NEW) PTY LIMITED  
SAF MINING NO.2 PTY LIMITED  
SAF Mining No1 Pty Limited  
SAFE NO1 PTY LTD  
SAFE NO17 PTY LIMITED  
SAFE NO2 PTY LTD  
SAFE NO3 PTY LTD  
SAFE NO4 PTY LIMITED  
SAFE NO9 PTY LIMITED  
SAFE USD HOLDINGS PTY LTD  
SBN NOMINEES PTY. LIMITED  
SECURITISATION ADVISORY SERVICES PTY.  
LIMITED  
SECURITISATION MANAGEMENT SERVICES  
LIMITED  
SECURITY HOLDING INVESTMENT ENTITY LINKING  
DEALS LIMITED  
SENBARY PTY LIMITED  
SHARE DIRECT NOMINEES PTY LIMITED  
SHARE INVESTMENTS PTY LIMITED  
SI Holdings Limited  
SIF RAILWAY NO.1 PTY LIMITED  
SIF RAILWAY NO.2 PTY LIMITED  
SOVEREIGN ASSURANCE COMPANY LIMITED  
SOVEREIGN SERVICES LIMITED  
SOVEREIGN SUPERANNUATION FUNDS LIMITED  
SOVEREIGN SUPERANNUATION TRUSTEES  
LIMITED  
ST ANDREW'S AUSTRALIA PTY LTD  
STATE NOMINEES LTD  
SWAN SECURITISATION FINANCE PTY LIMITED (IN  
LIQUIDATION)  
SWAN SECURITISATION INVESTMENTS PTY LTD  
(IN LIQUIDATION)  
T.W. CUSTODIANS LIMITED  
TANKSTREAM RAIL (BY - 1) PTY LIMITED  
TANKSTREAM RAIL (BY - 2) PTY LIMITED  
TANKSTREAM RAIL (BY - 3) PTY LIMITED  
TANKSTREAM RAIL (BY - 4) PTY LIMITED  
TANKSTREAM RAIL (SW - 1) PTY LIMITED  
TANKSTREAM RAIL (SW - 2) PTY LIMITED  
TANKSTREAM RAIL (SW - 3) PTY LIMITED  
TANKSTREAM RAIL (SW - 4) PTY LIMITED  
TANKSTREAM RAIL (VICTORIA) PTY LIMITED  
THE COLONIAL MUTUAL LIFE ASSURANCE  
SOCIETY LIMITED  
TOTAL KEEN INVESTMENT LIMITED  
TYME CAPITAL PROPRIETARY LIMITED  
TYME INFIELD PROPRIETARY LIMITED  
TYME INTELLECTUAL PROPERTIES PROPRIETARY  
LIMITED  
TYME INVESTMENTS PROPRIETARY LIMITED  
TYME TECHNICAL SOLUTIONS PROPRIETARY  
LIMITED  
VATOSCAN PROPRIETARY LIMITED  
VH-VZF PTY LTD  
VH-VZG PTY LTD  
VH-VZH PTY LTD  
VIETNAM INTERNATIONAL BANK (VIETNAM  
INTERNATIONAL COMMERCIAL JOINT STOCK  
BANK)  
VIPRO PTY LIMITED  
WESTSIDE PROPERTIES LIMITED

**Annexure B**

This is annexure B referred to in Form 603, Notice of initial substantial holder dated **14/10/2015**



Carla Collingwood Company Secretary Dated the 15 October 2015

Commonwealth Bank Officers Superannuation Corporation Pty Limited ACN 074 519 798

| Holder of relevant interest   | Date of acquisition        | Consideration Cash | Consideration Non-Cash | Class and number of securities |
|---|----------------------------|--------------------|------------------------|--------------------------------|
| Commonwealth Bank Officers Superannuation Corporation Pty Limited ACN 074 519 798 | Tuesday, 29 September 2015 | 80,617.36          |                        | 51,267 Ordinary shares         |

CBA Equities Limited ACN 003 485 952

| Holder of relevant interest          | Date of acquisition        | Consideration Cash | Consideration Non-Cash | Class and number of securities  |
|--------------------------------------|----------------------------|--------------------|------------------------|---|
| CBA Equities Limited ACN 003 485 952 | Monday, 31 August 2015     | N/A                |                        | 54,056 Ordinary shares (borrowed from Citigroup Global Markets Australia Pty Ltd, see Annexure C) |
| CBA Equities Limited ACN 003 485 952 | Friday, 4 September 2015   | N/A                |                        | 103,788 Ordinary shares (borrowed from Macquarie Bank Limited, see Annexure C)                    |
| CBA Equities Limited ACN 003 485 952 | Tuesday, 22 September 2015 | N/A                |                        | 51,853 Ordinary shares (borrowed from Macquarie Bank Limited, see Annexure C)                     |
| CBA Equities Limited ACN 003 485 952 | Wednesday, 22 July 2015    | N/A                |                        | 205,323 Ordinary shares (borrowed from Barclays Capital Securities Ltd, see Annexure C)           |
| CBA Equities Limited ACN 003 485 952 | Thursday, 23 July 2015     | N/A                |                        | 52,636 Ordinary shares (borrowed from Barclays Capital Securities Ltd, see Annexure C)            |
| CBA Equities Limited ACN 003 485 952 | Friday, 12 June 2015       | 2,234.40           |                        | 1,330 Ordinary shares   |
| CBA Equities Limited ACN 003 485 952 | Friday, 12 June 2015       | 20,274.20          |                        | 11,926 Ordinary shares  |

|   |                            |           |  |                        |
|---|----------------------------|-----------|--|------------------------|
| CBA Equities Limited<br>ACN 003 485 952 | Monday, 15 June 2015       | 96,126.50 |  | 56,545 Ordinary shares |
| CBA Equities Limited<br>ACN 003 485 952 | Monday, 15 June 2015       | 43,327.90 |  | 25,487 Ordinary shares |
| CBA Equities Limited<br>ACN 003 485 952 | Wednesday, 17 June<br>2015 | 3,661.35  |  | 2,219 Ordinary shares  |
| CBA Equities Limited<br>ACN 003 485 952 | Wednesday, 17 June<br>2015 | 16,158.45 |  | 9,793 Ordinary shares  |
| CBA Equities Limited<br>ACN 003 485 952 | Wednesday, 17 June<br>2015 | 2,214.45  |  | 1,330 Ordinary shares  |
| CBA Equities Limited<br>ACN 003 485 952 | Wednesday, 17 June<br>2015 | 2,214.45  |  | 1,330 Ordinary shares  |
| CBA Equities Limited<br>ACN 003 485 952 | Wednesday, 17 June<br>2015 | 2,214.45  |  | 1,330 Ordinary shares  |
| CBA Equities Limited<br>ACN 003 485 952 | Wednesday, 17 June<br>2015 | 2,214.45  |  | 1,330 Ordinary shares  |
| CBA Equities Limited<br>ACN 003 485 952 | Wednesday, 17 June<br>2015 | 2,214.45  |  | 1,330 Ordinary shares  |
| CBA Equities Limited<br>ACN 003 485 952 | Wednesday, 17 June<br>2015 | 2,201.15  |  | 1,330 Ordinary shares  |
| CBA Equities Limited<br>ACN 003 485 952 | Wednesday, 17 June<br>2015 | 2,194.50  |  | 1,330 Ordinary shares  |
| CBA Equities Limited<br>ACN 003 485 952 | Wednesday, 17 June<br>2015 | 3,314.68  |  | 2,015 Ordinary shares  |
| CBA Equities Limited<br>ACN 003 485 952 | Wednesday, 17 June<br>2015 | 1,069.25  |  | 650 Ordinary shares    |
| CBA Equities Limited<br>ACN 003 485 952 | Wednesday, 17 June<br>2015 | 2,147.95  |  | 1,330 Ordinary shares  |
| CBA Equities Limited<br>ACN 003 485 952 | Wednesday, 17 June<br>2015 | 2,147.95  |  | 1,330 Ordinary shares  |
| CBA Equities Limited<br>ACN 003 485 952 | Wednesday, 17 June<br>2015 | 1,915.39  |  | 1,186 Ordinary shares  |
| CBA Equities Limited<br>ACN 003 485 952 | Wednesday, 17 June<br>2015 | 2,147.95  |  | 1,330 Ordinary shares  |
| CBA Equities Limited<br>ACN 003 485 952 | Wednesday, 17 June<br>2015 | 773.59    |  | 479 Ordinary shares    |
| CBA Equities Limited<br>ACN 003 485 952 | Wednesday, 17 June<br>2015 | 1,374.37  |  | 851 Ordinary shares    |
| CBA Equities Limited                    | Wednesday, 17 June         | 1,321.07  |  | 818 Ordinary shares    |

|   |                            |          |  |                       |
|---|----------------------------|----------|--|-----------------------|
| ACN 003 485 952                         | 2015                       |          |  |                       |
| CBA Equities Limited<br>ACN 003 485 952 | Wednesday, 17 June<br>2015 | 587.86   |  | 364 Ordinary shares   |
| CBA Equities Limited<br>ACN 003 485 952 | Wednesday, 17 June<br>2015 | 239.02   |  | 148 Ordinary shares   |
| CBA Equities Limited<br>ACN 003 485 952 | Wednesday, 17 June<br>2015 | 413.44   |  | 256 Ordinary shares   |
| CBA Equities Limited<br>ACN 003 485 952 | Wednesday, 17 June<br>2015 | 161.50   |  | 100 Ordinary shares   |
| CBA Equities Limited<br>ACN 003 485 952 | Wednesday, 17 June<br>2015 | 1,573.01 |  | 974 Ordinary shares   |
| CBA Equities Limited<br>ACN 003 485 952 | Wednesday, 17 June<br>2015 | 1,190.25 |  | 737 Ordinary shares   |
| CBA Equities Limited<br>ACN 003 485 952 | Wednesday, 17 June<br>2015 | 957.70   |  | 593 Ordinary shares   |
| CBA Equities Limited<br>ACN 003 485 952 | Wednesday, 17 June<br>2015 | 873.72   |  | 541 Ordinary shares   |
| CBA Equities Limited<br>ACN 003 485 952 | Wednesday, 17 June<br>2015 | 1,274.23 |  | 789 Ordinary shares   |
| CBA Equities Limited<br>ACN 003 485 952 | Wednesday, 17 June<br>2015 | 1,624.69 |  | 1,006 Ordinary shares |
| CBA Equities Limited<br>ACN 003 485 952 | Wednesday, 17 June<br>2015 | 232.56   |  | 144 Ordinary shares   |
| CBA Equities Limited<br>ACN 003 485 952 | Wednesday, 17 June<br>2015 | 705.76   |  | 437 Ordinary shares   |
| CBA Equities Limited<br>ACN 003 485 952 | Wednesday, 17 June<br>2015 | 938.31   |  | 581 Ordinary shares   |
| CBA Equities Limited<br>ACN 003 485 952 | Wednesday, 17 June<br>2015 | 138.89   |  | 86 Ordinary shares    |
| CBA Equities Limited<br>ACN 003 485 952 | Wednesday, 17 June<br>2015 | 364.99   |  | 226 Ordinary shares   |
| CBA Equities Limited<br>ACN 003 485 952 | Wednesday, 17 June<br>2015 | 573.33   |  | 355 Ordinary shares   |
| CBA Equities Limited<br>ACN 003 485 952 | Wednesday, 17 June<br>2015 | 938.31   |  | 581 Ordinary shares   |
| CBA Equities Limited<br>ACN 003 485 952 | Wednesday, 17 June<br>2015 | 636.31   |  | 394 Ordinary shares   |



|   |                            |          |  |                       |
|---|----------------------------|----------|--|-----------------------|
| CBA Equities Limited<br>ACN 003 485 952 | Wednesday, 17 June<br>2015 | 2,147.95 |  | 1,330 Ordinary shares |
| CBA Equities Limited<br>ACN 003 485 952 | Wednesday, 17 June<br>2015 | 2,147.95 |  | 1,330 Ordinary shares |
| CBA Equities Limited<br>ACN 003 485 952 | Wednesday, 17 June<br>2015 | 2,147.95 |  | 1,330 Ordinary shares |
| CBA Equities Limited<br>ACN 003 485 952 | Wednesday, 17 June<br>2015 | 2,147.95 |  | 1,330 Ordinary shares |
| CBA Equities Limited<br>ACN 003 485 952 | Wednesday, 17 June<br>2015 | 121.13   |  | 75 Ordinary shares    |
| CBA Equities Limited<br>ACN 003 485 952 | Wednesday, 17 June<br>2015 | 2,026.83 |  | 1,255 Ordinary shares |
| CBA Equities Limited<br>ACN 003 485 952 | Wednesday, 17 June<br>2015 | 2,147.95 |  | 1,330 Ordinary shares |
| CBA Equities Limited<br>ACN 003 485 952 | Wednesday, 17 June<br>2015 | 1,258.09 |  | 779 Ordinary shares   |
| CBA Equities Limited<br>ACN 003 485 952 | Wednesday, 17 June<br>2015 | 232.56   |  | 144 Ordinary shares   |
| CBA Equities Limited<br>ACN 003 485 952 | Wednesday, 17 June<br>2015 | 117.90   |  | 73 Ordinary shares    |
| CBA Equities Limited<br>ACN 003 485 952 | Wednesday, 17 June<br>2015 | 539.41   |  | 334 Ordinary shares   |
| CBA Equities Limited<br>ACN 003 485 952 | Wednesday, 17 June<br>2015 | 531.34   |  | 329 Ordinary shares   |
| CBA Equities Limited<br>ACN 003 485 952 | Wednesday, 17 June<br>2015 | 938.31   |  | 581 Ordinary shares   |
| CBA Equities Limited<br>ACN 003 485 952 | Wednesday, 17 June<br>2015 | 573.33   |  | 355 Ordinary shares   |
| CBA Equities Limited<br>ACN 003 485 952 | Wednesday, 17 June<br>2015 | 104.97   |  | 65 Ordinary shares    |
| CBA Equities Limited<br>ACN 003 485 952 | Wednesday, 17 June<br>2015 | 523.26   |  | 324 Ordinary shares   |
| CBA Equities Limited<br>ACN 003 485 952 | Wednesday, 17 June<br>2015 | 957.70   |  | 593 Ordinary shares   |
| CBA Equities Limited<br>ACN 003 485 952 | Wednesday, 17 June<br>2015 | 1,190.25 |  | 737 Ordinary shares   |
| CBA Equities Limited                    | Wednesday, 17 June         | 957.70   |  | 593 Ordinary shares   |

|   |                            |            |  |                        |
|---|----------------------------|------------|--|------------------------|
| ACN 003 485 952                         | 2015                       |            |  |                        |
| CBA Equities Limited<br>ACN 003 485 952 | Wednesday, 17 June<br>2015 | 2,147.95   |  | 1,330 Ordinary shares  |
| CBA Equities Limited<br>ACN 003 485 952 | Wednesday, 17 June<br>2015 | 3,273.38   |  | 2,030 Ordinary shares  |
| CBA Equities Limited<br>ACN 003 485 952 | Wednesday, 17 June<br>2015 | 3,225.00   |  | 2,000 Ordinary shares  |
| CBA Equities Limited<br>ACN 003 485 952 | Wednesday, 17 June<br>2015 | 5,382.80   |  | 3,333 Ordinary shares  |
| CBA Equities Limited<br>ACN 003 485 952 | Thursday, 18 June 2015     | 60,038.40  |  | 37,524 Ordinary shares |
| CBA Equities Limited<br>ACN 003 485 952 | Thursday, 18 June 2015     | 4,713.60   |  | 2,946 Ordinary shares  |
| CBA Equities Limited<br>ACN 003 485 952 | Thursday, 18 June 2015     | 104,920.00 |  | 65,575 Ordinary shares |
| CBA Equities Limited<br>ACN 003 485 952 | Thursday, 18 June 2015     | 6,716.80   |  | 4,198 Ordinary shares  |
| CBA Equities Limited<br>ACN 003 485 952 | Thursday, 18 June 2015     | 22,560.00  |  | 14,100 Ordinary shares |
| CBA Equities Limited<br>ACN 003 485 952 | Thursday, 18 June 2015     | 53,363.20  |  | 33,352 Ordinary shares |
| CBA Equities Limited<br>ACN 003 485 952 | Thursday, 18 June 2015     | 53,363.20  |  | 33,352 Ordinary shares |
| CBA Equities Limited<br>ACN 003 485 952 | Thursday, 18 June 2015     | 48,476.80  |  | 30,298 Ordinary shares |
| CBA Equities Limited<br>ACN 003 485 952 | Thursday, 18 June 2015     | 42,888.00  |  | 26,805 Ordinary shares |
| CBA Equities Limited<br>ACN 003 485 952 | Friday, 19 June 2015       | 44.80      |  | 28 Ordinary shares     |
| CBA Equities Limited<br>ACN 003 485 952 | Friday, 19 June 2015       | 886.40     |  | 554 Ordinary shares    |
| CBA Equities Limited<br>ACN 003 485 952 | Friday, 19 June 2015       | 1,132.80   |  | 708 Ordinary shares    |
| CBA Equities Limited<br>ACN 003 485 952 | Friday, 19 June 2015       | 3,160.72   |  | 2,010 Ordinary shares  |
| CBA Equities Limited<br>ACN 003 485 952 | Friday, 19 June 2015       | 3,170.77   |  | 2,010 Ordinary shares  |

|   |                      |            |  |                        |
|---|----------------------|------------|--|------------------------|
| CBA Equities Limited<br>ACN 003 485 952 | Friday, 19 June 2015 | 2,120.55   |  | 1,340 Ordinary shares  |
| CBA Equities Limited<br>ACN 003 485 952 | Friday, 19 June 2015 | 4,210.70   |  | 2,665 Ordinary shares  |
| CBA Equities Limited<br>ACN 003 485 952 | Friday, 19 June 2015 | 4,241.10   |  | 2,680 Ordinary shares  |
| CBA Equities Limited<br>ACN 003 485 952 | Friday, 19 June 2015 | 3,249.65   |  | 2,060 Ordinary shares  |
| CBA Equities Limited<br>ACN 003 485 952 | Friday, 19 June 2015 | 1,779.42   |  | 1,128 Ordinary shares  |
| CBA Equities Limited<br>ACN 003 485 952 | Friday, 19 June 2015 | 1,779.42   |  | 1,128 Ordinary shares  |
| CBA Equities Limited<br>ACN 003 485 952 | Friday, 19 June 2015 | 668.86     |  | 424 Ordinary shares    |
| CBA Equities Limited<br>ACN 003 485 952 | Friday, 19 June 2015 | 20,128.00  |  | 12,580 Ordinary shares |
| CBA Equities Limited<br>ACN 003 485 952 | Friday, 19 June 2015 | 101,267.20 |  | 63,292 Ordinary shares |
| CBA Equities Limited<br>ACN 003 485 952 | Friday, 19 June 2015 | 31,891.20  |  | 19,932 Ordinary shares |
| CBA Equities Limited<br>ACN 003 485 952 | Friday, 19 June 2015 | 69,376.00  |  | 43,360 Ordinary shares |
| CBA Equities Limited<br>ACN 003 485 952 | Monday, 22 June 2015 | 6,314.64   |  | 3,984 Ordinary shares  |
| CBA Equities Limited<br>ACN 003 485 952 | Monday, 22 June 2015 | 1,199.85   |  | 757 Ordinary shares    |
| CBA Equities Limited<br>ACN 003 485 952 | Monday, 22 June 2015 | 20.61      |  | 13 Ordinary shares     |
| CBA Equities Limited<br>ACN 003 485 952 | Monday, 22 June 2015 | 1,138.03   |  | 718 Ordinary shares    |
| CBA Equities Limited<br>ACN 003 485 952 | Monday, 22 June 2015 | 10,059.99  |  | 6,347 Ordinary shares  |
| CBA Equities Limited<br>ACN 003 485 952 | Monday, 22 June 2015 | 150.57     |  | 95 Ordinary shares     |
| CBA Equities Limited<br>ACN 003 485 952 | Monday, 22 June 2015 | 928.81     |  | 586 Ordinary shares    |
| CBA Equities Limited                    | Monday, 22 June 2015 | 2,123.90   |  | 1,340 Ordinary shares  |

|   |                       |          |  |                       |
|---|-----------------------|----------|--|-----------------------|
| ACN 003 485 952                         |                       |          |  |                       |
| CBA Equities Limited<br>ACN 003 485 952 | Monday, 22 June 2015  | 2,110.50 |  | 1,340 Ordinary shares |
| CBA Equities Limited<br>ACN 003 485 952 | Monday, 22 June 2015  | 2,103.80 |  | 1,340 Ordinary shares |
| CBA Equities Limited<br>ACN 003 485 952 | Monday, 22 June 2015  | 1,571.57 |  | 1,001 Ordinary shares |
| CBA Equities Limited<br>ACN 003 485 952 | Monday, 22 June 2015  | 1,045.62 |  | 666 Ordinary shares   |
| CBA Equities Limited<br>ACN 003 485 952 | Monday, 22 June 2015  | 2,642.31 |  | 1,683 Ordinary shares |
| CBA Equities Limited<br>ACN 003 485 952 | Tuesday, 23 June 2015 | 3,218.96 |  | 2,015 Ordinary shares |
| CBA Equities Limited<br>ACN 003 485 952 | Tuesday, 23 June 2015 | 4,270.66 |  | 2,665 Ordinary shares |
| CBA Equities Limited<br>ACN 003 485 952 | Tuesday, 23 June 2015 | 3,229.04 |  | 2,015 Ordinary shares |
| CBA Equities Limited<br>ACN 003 485 952 | Tuesday, 23 June 2015 | 2,131.33 |  | 1,330 Ordinary shares |
| CBA Equities Limited<br>ACN 003 485 952 | Tuesday, 23 June 2015 | 3,269.10 |  | 2,040 Ordinary shares |
| CBA Equities Limited<br>ACN 003 485 952 | Tuesday, 23 June 2015 | 4,264.00 |  | 2,665 Ordinary shares |
| CBA Equities Limited<br>ACN 003 485 952 | Tuesday, 23 June 2015 | 3,287.34 |  | 2,045 Ordinary shares |
| CBA Equities Limited<br>ACN 003 485 952 | Tuesday, 23 June 2015 | 3,215.00 |  | 2,000 Ordinary shares |
| CBA Equities Limited<br>ACN 003 485 952 | Tuesday, 23 June 2015 | 3,608.84 |  | 2,245 Ordinary shares |
| CBA Equities Limited<br>ACN 003 485 952 | Tuesday, 23 June 2015 | 3,272.00 |  | 2,045 Ordinary shares |
| CBA Equities Limited<br>ACN 003 485 952 | Tuesday, 23 June 2015 | 2,128.00 |  | 1,330 Ordinary shares |
| CBA Equities Limited<br>ACN 003 485 952 | Tuesday, 23 June 2015 | 2,136.00 |  | 1,335 Ordinary shares |
| CBA Equities Limited<br>ACN 003 485 952 | Tuesday, 23 June 2015 | 5,378.35 |  | 3,351 Ordinary shares |

|   |                            |          |  |                       |
|---|----------------------------|----------|--|-----------------------|
| CBA Equities Limited<br>ACN 003 485 952 | Wednesday, 24 June<br>2015 | 1,023.96 |  | 644 Ordinary shares   |
| CBA Equities Limited<br>ACN 003 485 952 | Wednesday, 24 June<br>2015 | 5,030.76 |  | 3,164 Ordinary shares |
| CBA Equities Limited<br>ACN 003 485 952 | Wednesday, 24 June<br>2015 | 4,199.19 |  | 2,641 Ordinary shares |
| CBA Equities Limited<br>ACN 003 485 952 | Wednesday, 24 June<br>2015 | 465.87   |  | 293 Ordinary shares   |
| CBA Equities Limited<br>ACN 003 485 952 | Wednesday, 24 June<br>2015 | 222.60   |  | 140 Ordinary shares   |
| CBA Equities Limited<br>ACN 003 485 952 | Wednesday, 24 June<br>2015 | 1,634.52 |  | 1,028 Ordinary shares |
| CBA Equities Limited<br>ACN 003 485 952 | Wednesday, 24 June<br>2015 | 30.21    |  | 19 Ordinary shares    |
| CBA Equities Limited<br>ACN 003 485 952 | Wednesday, 24 June<br>2015 | 1,515.27 |  | 953 Ordinary shares   |
| CBA Equities Limited<br>ACN 003 485 952 | Wednesday, 24 June<br>2015 | 532.65   |  | 335 Ordinary shares   |
| CBA Equities Limited<br>ACN 003 485 952 | Wednesday, 24 June<br>2015 | 855.42   |  | 538 Ordinary shares   |
| CBA Equities Limited<br>ACN 003 485 952 | Wednesday, 24 June<br>2015 | 152.64   |  | 96 Ordinary shares    |
| CBA Equities Limited<br>ACN 003 485 952 | Wednesday, 24 June<br>2015 | 104.94   |  | 66 Ordinary shares    |
| CBA Equities Limited<br>ACN 003 485 952 | Wednesday, 24 June<br>2015 | 89.04    |  | 56 Ordinary shares    |
| CBA Equities Limited<br>ACN 003 485 952 | Wednesday, 24 June<br>2015 | 3,955.92 |  | 2,488 Ordinary shares |
| CBA Equities Limited<br>ACN 003 485 952 | Wednesday, 24 June<br>2015 | 3,257.17 |  | 2,055 Ordinary shares |
| CBA Equities Limited<br>ACN 003 485 952 | Wednesday, 24 June<br>2015 | 2,112.64 |  | 1,335 Ordinary shares |
| CBA Equities Limited<br>ACN 003 485 952 | Wednesday, 24 June<br>2015 | 3,172.91 |  | 2,005 Ordinary shares |
| CBA Equities Limited<br>ACN 003 485 952 | Wednesday, 24 June<br>2015 | 3,199.50 |  | 2,025 Ordinary shares |
| CBA Equities Limited                    | Wednesday, 24 June         | 1,441.83 |  | 914 Ordinary shares   |

|   |                            |           |  |                        |
|---|----------------------------|-----------|--|------------------------|
| ACN 003 485 952                         | 2015                       |           |  |                        |
| CBA Equities Limited<br>ACN 003 485 952 | Wednesday, 24 June<br>2015 | 1,599.58  |  | 1,014 Ordinary shares  |
| CBA Equities Limited<br>ACN 003 485 952 | Wednesday, 24 June<br>2015 | 200.34    |  | 127 Ordinary shares    |
| CBA Equities Limited<br>ACN 003 485 952 | Wednesday, 24 June<br>2015 | 3,241.76  |  | 2,055 Ordinary shares  |
| CBA Equities Limited<br>ACN 003 485 952 | Wednesday, 24 June<br>2015 | 2,059.97  |  | 1,310 Ordinary shares  |
| CBA Equities Limited<br>ACN 003 485 952 | Wednesday, 24 June<br>2015 | 1,674.71  |  | 1,065 Ordinary shares  |
| CBA Equities Limited<br>ACN 003 485 952 | Wednesday, 24 June<br>2015 | 1,248.57  |  | 794 Ordinary shares    |
| CBA Equities Limited<br>ACN 003 485 952 | Wednesday, 24 June<br>2015 | 3,255.07  |  | 2,070 Ordinary shares  |
| CBA Equities Limited<br>ACN 003 485 952 | Wednesday, 24 June<br>2015 | 2,173.20  |  | 1,382 Ordinary shares  |
| CBA Equities Limited<br>ACN 003 485 952 | Wednesday, 24 June<br>2015 | 3,226.35  |  | 2,055 Ordinary shares  |
| CBA Equities Limited<br>ACN 003 485 952 | Wednesday, 24 June<br>2015 | 3,205.54  |  | 2,045 Ordinary shares  |
| CBA Equities Limited<br>ACN 003 485 952 | Wednesday, 24 June<br>2015 | 2,099.29  |  | 1,335 Ordinary shares  |
| CBA Equities Limited<br>ACN 003 485 952 | Wednesday, 24 June<br>2015 | 3,171.40  |  | 2,020 Ordinary shares  |
| CBA Equities Limited<br>ACN 003 485 952 | Wednesday, 24 June<br>2015 | 5,257.93  |  | 3,349 Ordinary shares  |
| CBA Equities Limited<br>ACN 003 485 952 | Thursday, 25 June 2015     | 16,049.15 |  | 10,321 Ordinary shares |
| CBA Equities Limited<br>ACN 003 485 952 | Friday, 26 June 2015       | 5,117.42  |  | 3,323 Ordinary shares  |
| CBA Equities Limited<br>ACN 003 485 952 | Friday, 26 June 2015       | 3,026.10  |  | 1,965 Ordinary shares  |
| CBA Equities Limited<br>ACN 003 485 952 | Friday, 26 June 2015       | 11,663.96 |  | 7,574 Ordinary shares  |
| CBA Equities Limited<br>ACN 003 485 952 | Monday, 29 June 2015       | 12,184.48 |  | 8,096 Ordinary shares  |

|   |                        |           |  |                        |
|---|------------------------|-----------|--|------------------------|
| CBA Equities Limited<br>ACN 003 485 952 | Monday, 29 June 2015   | 19,414.50 |  | 12,900 Ordinary shares |
| CBA Equities Limited<br>ACN 003 485 952 | Monday, 29 June 2015   | 5,278.03  |  | 3,507 Ordinary shares  |
| CBA Equities Limited<br>ACN 003 485 952 | Monday, 29 June 2015   | 422.90    |  | 281 Ordinary shares    |
| CBA Equities Limited<br>ACN 003 485 952 | Monday, 29 June 2015   | 25,181.66 |  | 16,732 Ordinary shares |
| CBA Equities Limited<br>ACN 003 485 952 | Monday, 29 June 2015   | 8,521.31  |  | 5,662 Ordinary shares  |
| CBA Equities Limited<br>ACN 003 485 952 | Monday, 29 June 2015   | 46.65     |  | 31 Ordinary shares     |
| CBA Equities Limited<br>ACN 003 485 952 | Monday, 29 June 2015   | 40,805.06 |  | 27,113 Ordinary shares |
| CBA Equities Limited<br>ACN 003 485 952 | Wednesday, 1 July 2015 | 1,503.84  |  | 964 Ordinary shares    |
| CBA Equities Limited<br>ACN 003 485 952 | Wednesday, 1 July 2015 | 29.64     |  | 19 Ordinary shares     |
| CBA Equities Limited<br>ACN 003 485 952 | Wednesday, 1 July 2015 | 102.96    |  | 66 Ordinary shares     |
| CBA Equities Limited<br>ACN 003 485 952 | Wednesday, 1 July 2015 | 14.04     |  | 9 Ordinary shares      |
| CBA Equities Limited<br>ACN 003 485 952 | Wednesday, 1 July 2015 | 14.04     |  | 9 Ordinary shares      |
| CBA Equities Limited<br>ACN 003 485 952 | Thursday, 2 July 2015  | 2,566.52  |  | 1,672 Ordinary shares  |
| CBA Equities Limited<br>ACN 003 485 952 | Thursday, 2 July 2015  | 2,569.59  |  | 1,674 Ordinary shares  |
| CBA Equities Limited<br>ACN 003 485 952 | Friday, 3 July 2015    | 628.16    |  | 416 Ordinary shares    |
| CBA Equities Limited<br>ACN 003 485 952 | Friday, 3 July 2015    | 200.83    |  | 133 Ordinary shares    |
| CBA Equities Limited<br>ACN 003 485 952 | Friday, 3 July 2015    | 199.32    |  | 132 Ordinary shares    |
| CBA Equities Limited<br>ACN 003 485 952 | Friday, 3 July 2015    | 2,009.18  |  | 1,335 Ordinary shares  |
| CBA Equities Limited                    | Friday, 3 July 2015    | 1,982.48  |  | 1,335 Ordinary shares  |

|   |                     |           |  |                       |
|---|---------------------|-----------|--|-----------------------|
| ACN 003 485 952                         |                     |           |  |                       |
| CBA Equities Limited<br>ACN 003 485 952 | Monday, 6 July 2015 | 1,038.53  |  | 697 Ordinary shares   |
| CBA Equities Limited<br>ACN 003 485 952 | Monday, 6 July 2015 | 686.89    |  | 461 Ordinary shares   |
| CBA Equities Limited<br>ACN 003 485 952 | Monday, 6 July 2015 | 165.39    |  | 111 Ordinary shares   |
| CBA Equities Limited<br>ACN 003 485 952 | Monday, 6 July 2015 | 147.25    |  | 100 Ordinary shares   |
| CBA Equities Limited<br>ACN 003 485 952 | Monday, 6 July 2015 | 94.24     |  | 64 Ordinary shares    |
| CBA Equities Limited<br>ACN 003 485 952 | Monday, 6 July 2015 | 1,457.77  |  | 990 Ordinary shares   |
| CBA Equities Limited<br>ACN 003 485 952 | Monday, 6 July 2015 | 728.89    |  | 495 Ordinary shares   |
| CBA Equities Limited<br>ACN 003 485 952 | Monday, 6 July 2015 | 365.18    |  | 248 Ordinary shares   |
| CBA Equities Limited<br>ACN 003 485 952 | Monday, 6 July 2015 | 182.59    |  | 124 Ordinary shares   |
| CBA Equities Limited<br>ACN 003 485 952 | Monday, 6 July 2015 | 147.25    |  | 100 Ordinary shares   |
| CBA Equities Limited<br>ACN 003 485 952 | Monday, 6 July 2015 | 33.87     |  | 23 Ordinary shares    |
| CBA Equities Limited<br>ACN 003 485 952 | Monday, 6 July 2015 | 317.66    |  | 215 Ordinary shares   |
| CBA Equities Limited<br>ACN 003 485 952 | Monday, 6 July 2015 | 130.02    |  | 88 Ordinary shares    |
| CBA Equities Limited<br>ACN 003 485 952 | Monday, 6 July 2015 | 1,599.62  |  | 1,079 Ordinary shares |
| CBA Equities Limited<br>ACN 003 485 952 | Monday, 6 July 2015 | 5,930.00  |  | 4,000 Ordinary shares |
| CBA Equities Limited<br>ACN 003 485 952 | Monday, 6 July 2015 | 3,171.35  |  | 2,132 Ordinary shares |
| CBA Equities Limited<br>ACN 003 485 952 | Monday, 6 July 2015 | 1,465.19  |  | 985 Ordinary shares   |
| CBA Equities Limited<br>ACN 003 485 952 | Monday, 6 July 2015 | 11,204.33 |  | 7,545 Ordinary shares |



|   |                        |           |  |                        |
|---|------------------------|-----------|--|------------------------|
| CBA Equities Limited<br>ACN 003 485 952 | Monday, 6 July 2015    | 957.83    |  | 645 Ordinary shares    |
| CBA Equities Limited<br>ACN 003 485 952 | Monday, 6 July 2015    | 477.36    |  | 322 Ordinary shares    |
| CBA Equities Limited<br>ACN 003 485 952 | Monday, 6 July 2015    | 8,957.68  |  | 6,073 Ordinary shares  |
| CBA Equities Limited<br>ACN 003 485 952 | Monday, 6 July 2015    | 4,343.88  |  | 2,945 Ordinary shares  |
| CBA Equities Limited<br>ACN 003 485 952 | Monday, 6 July 2015    | 13,367.93 |  | 9,063 Ordinary shares  |
| CBA Equities Limited<br>ACN 003 485 952 | Monday, 6 July 2015    | 3,172.73  |  | 2,151 Ordinary shares  |
| CBA Equities Limited<br>ACN 003 485 952 | Monday, 6 July 2015    | 13,634.90 |  | 9,244 Ordinary shares  |
| CBA Equities Limited<br>ACN 003 485 952 | Monday, 6 July 2015    | 8,466.50  |  | 5,740 Ordinary shares  |
| CBA Equities Limited<br>ACN 003 485 952 | Monday, 6 July 2015    | 8,891.30  |  | 6,028 Ordinary shares  |
| CBA Equities Limited<br>ACN 003 485 952 | Tuesday, 7 July 2015   | 2,511.56  |  | 1,697 Ordinary shares  |
| CBA Equities Limited<br>ACN 003 485 952 | Tuesday, 7 July 2015   | 2,542.64  |  | 1,718 Ordinary shares  |
| CBA Equities Limited<br>ACN 003 485 952 | Tuesday, 7 July 2015   | 2,960.00  |  | 2,000 Ordinary shares  |
| CBA Equities Limited<br>ACN 003 485 952 | Tuesday, 7 July 2015   | 2,094.20  |  | 1,415 Ordinary shares  |
| CBA Equities Limited<br>ACN 003 485 952 | Tuesday, 7 July 2015   | 7,400.00  |  | 5,000 Ordinary shares  |
| CBA Equities Limited<br>ACN 003 485 952 | Tuesday, 7 July 2015   | 1,991.25  |  | 1,350 Ordinary shares  |
| CBA Equities Limited<br>ACN 003 485 952 | Wednesday, 8 July 2015 | 1,985.08  |  | 1,355 Ordinary shares  |
| CBA Equities Limited<br>ACN 003 485 952 | Wednesday, 8 July 2015 | 24,943.59 |  | 17,262 Ordinary shares |
| CBA Equities Limited<br>ACN 003 485 952 | Wednesday, 8 July 2015 | 8,167.14  |  | 5,652 Ordinary shares  |
| CBA Equities Limited                    | Wednesday, 8 July 2015 | 5,288.70  |  | 3,660 Ordinary shares  |

|   |                       |          |  |                       |
|---|-----------------------|----------|--|-----------------------|
| ACN 003 485 952                         |                       |          |  |                       |
| CBA Equities Limited<br>ACN 003 485 952 | Thursday, 9 July 2015 | 2,001.60 |  | 1,390 Ordinary shares |
| CBA Equities Limited<br>ACN 003 485 952 | Thursday, 9 July 2015 | 2,001.60 |  | 1,390 Ordinary shares |
| CBA Equities Limited<br>ACN 003 485 952 | Friday, 10 July 2015  | 3,952.70 |  | 2,726 Ordinary shares |
| CBA Equities Limited<br>ACN 003 485 952 | Friday, 10 July 2015  | 292.90   |  | 202 Ordinary shares   |
| CBA Equities Limited<br>ACN 003 485 952 | Friday, 10 July 2015  | 1,986.88 |  | 1,375 Ordinary shares |
| CBA Equities Limited<br>ACN 003 485 952 | Friday, 10 July 2015  | 1,329.40 |  | 920 Ordinary shares   |
| CBA Equities Limited<br>ACN 003 485 952 | Friday, 10 July 2015  | 664.70   |  | 460 Ordinary shares   |
| CBA Equities Limited<br>ACN 003 485 952 | Friday, 10 July 2015  | 1,959.98 |  | 1,395 Ordinary shares |
| CBA Equities Limited<br>ACN 003 485 952 | Monday, 13 July 2015  | 289.46   |  | 209 Ordinary shares   |
| CBA Equities Limited<br>ACN 003 485 952 | Monday, 13 July 2015  | 6,909.77 |  | 4,989 Ordinary shares |
| CBA Equities Limited<br>ACN 003 485 952 | Monday, 13 July 2015  | 7,085.66 |  | 5,116 Ordinary shares |
| CBA Equities Limited<br>ACN 003 485 952 | Monday, 13 July 2015  | 5,560.77 |  | 4,015 Ordinary shares |
| CBA Equities Limited<br>ACN 003 485 952 | Tuesday, 14 July 2015 | 2.86     |  | 2 Ordinary shares     |
| CBA Equities Limited<br>ACN 003 485 952 | Tuesday, 14 July 2015 | 39.97    |  | 28 Ordinary shares    |
| CBA Equities Limited<br>ACN 003 485 952 | Tuesday, 14 July 2015 | 144.18   |  | 101 Ordinary shares   |
| CBA Equities Limited<br>ACN 003 485 952 | Tuesday, 14 July 2015 | 121.34   |  | 85 Ordinary shares    |
| CBA Equities Limited<br>ACN 003 485 952 | Tuesday, 14 July 2015 | 1,266.19 |  | 887 Ordinary shares   |
| CBA Equities Limited<br>ACN 003 485 952 | Tuesday, 14 July 2015 | 54.24    |  | 38 Ordinary shares    |

|   |                            |           |  |                        |
|---|----------------------------|-----------|--|------------------------|
| CBA Equities Limited<br>ACN 003 485 952 | Tuesday, 14 July 2015      | 77.08     |  | 54 Ordinary shares     |
| CBA Equities Limited<br>ACN 003 485 952 | Tuesday, 14 July 2015      | 3,997.00  |  | 2,800 Ordinary shares  |
| CBA Equities Limited<br>ACN 003 485 952 | Tuesday, 14 July 2015      | 2,997.75  |  | 2,100 Ordinary shares  |
| CBA Equities Limited<br>ACN 003 485 952 | Tuesday, 14 July 2015      | 19.92     |  | 14 Ordinary shares     |
| CBA Equities Limited<br>ACN 003 485 952 | Tuesday, 14 July 2015      | 2,569.04  |  | 1,806 Ordinary shares  |
| CBA Equities Limited<br>ACN 003 485 952 | Tuesday, 14 July 2015      | 3,211.88  |  | 2,250 Ordinary shares  |
| CBA Equities Limited<br>ACN 003 485 952 | Tuesday, 14 July 2015      | 1,995.10  |  | 1,405 Ordinary shares  |
| CBA Equities Limited<br>ACN 003 485 952 | Tuesday, 14 July 2015      | 3,997.23  |  | 2,810 Ordinary shares  |
| CBA Equities Limited<br>ACN 003 485 952 | Tuesday, 14 July 2015      | 3,812.30  |  | 2,680 Ordinary shares  |
| CBA Equities Limited<br>ACN 003 485 952 | Tuesday, 14 July 2015      | 3,997.23  |  | 2,810 Ordinary shares  |
| CBA Equities Limited<br>ACN 003 485 952 | Tuesday, 14 July 2015      | 3,997.30  |  | 2,815 Ordinary shares  |
| CBA Equities Limited<br>ACN 003 485 952 | Tuesday, 14 July 2015      | 16,752.30 |  | 11,756 Ordinary shares |
| CBA Equities Limited<br>ACN 003 485 952 | Tuesday, 14 July 2015      | 9,509.02  |  | 6,673 Ordinary shares  |
| CBA Equities Limited<br>ACN 003 485 952 | Wednesday, 15 July<br>2015 | 3,008.59  |  | 2,115 Ordinary shares  |
| CBA Equities Limited<br>ACN 003 485 952 | Wednesday, 15 July<br>2015 | 1,998.61  |  | 1,405 Ordinary shares  |
| CBA Equities Limited<br>ACN 003 485 952 | Wednesday, 15 July<br>2015 | 1,998.61  |  | 1,405 Ordinary shares  |
| CBA Equities Limited<br>ACN 003 485 952 | Wednesday, 15 July<br>2015 | 3,008.59  |  | 2,115 Ordinary shares  |
| CBA Equities Limited<br>ACN 003 485 952 | Wednesday, 15 July<br>2015 | 1,998.61  |  | 1,405 Ordinary shares  |
| CBA Equities Limited                    | Wednesday, 15 July         | 3,079.71  |  | 2,165 Ordinary shares  |

|   |                            |          |  |                       |
|---|----------------------------|----------|--|-----------------------|
| ACN 003 485 952                         | 2015                       |          |  |                       |
| CBA Equities Limited<br>ACN 003 485 952 | Wednesday, 15 July<br>2015 | 1,998.61 |  | 1,405 Ordinary shares |
| CBA Equities Limited<br>ACN 003 485 952 | Wednesday, 15 July<br>2015 | 3,143.73 |  | 2,210 Ordinary shares |
| CBA Equities Limited<br>ACN 003 485 952 | Wednesday, 15 July<br>2015 | 3,122.39 |  | 2,195 Ordinary shares |
| CBA Equities Limited<br>ACN 003 485 952 | Thursday, 16 July 2015     | 172.94   |  | 122 Ordinary shares   |
| CBA Equities Limited<br>ACN 003 485 952 | Thursday, 16 July 2015     | 1,981.00 |  | 1,400 Ordinary shares |
| CBA Equities Limited<br>ACN 003 485 952 | Thursday, 16 July 2015     | 1,025.88 |  | 725 Ordinary shares   |
| CBA Equities Limited<br>ACN 003 485 952 | Thursday, 16 July 2015     | 983.43   |  | 695 Ordinary shares   |
| CBA Equities Limited<br>ACN 003 485 952 | Thursday, 16 July 2015     | 1,998.69 |  | 1,415 Ordinary shares |
| CBA Equities Limited<br>ACN 003 485 952 | Thursday, 16 July 2015     | 1,995.15 |  | 1,415 Ordinary shares |
| CBA Equities Limited<br>ACN 003 485 952 | Thursday, 16 July 2015     | 1,988.08 |  | 1,415 Ordinary shares |
| CBA Equities Limited<br>ACN 003 485 952 | Thursday, 16 July 2015     | 1,995.00 |  | 1,425 Ordinary shares |
| CBA Equities Limited<br>ACN 003 485 952 | Thursday, 16 July 2015     | 2,002.00 |  | 1,430 Ordinary shares |
| CBA Equities Limited<br>ACN 003 485 952 | Thursday, 16 July 2015     | 1,995.00 |  | 1,425 Ordinary shares |
| CBA Equities Limited<br>ACN 003 485 952 | Thursday, 16 July 2015     | 259.00   |  | 185 Ordinary shares   |
| CBA Equities Limited<br>ACN 003 485 952 | Thursday, 16 July 2015     | 1,619.80 |  | 1,157 Ordinary shares |
| CBA Equities Limited<br>ACN 003 485 952 | Thursday, 16 July 2015     | 1,260.00 |  | 900 Ordinary shares   |
| CBA Equities Limited<br>ACN 003 485 952 | Thursday, 16 July 2015     | 1,349.60 |  | 964 Ordinary shares   |
| CBA Equities Limited<br>ACN 003 485 952 | Thursday, 16 July 2015     | 3,320.80 |  | 2,372 Ordinary shares |

|   |                        |            |  |                         |
|---|------------------------|------------|--|-------------------------|
| CBA Equities Limited<br>ACN 003 485 952 | Thursday, 16 July 2015 | 140,000.00 |  | 100,000 Ordinary shares |
| CBA Equities Limited<br>ACN 003 485 952 | Friday, 17 July 2015   | 2,023.00   |  | 1,400 Ordinary shares   |
| CBA Equities Limited<br>ACN 003 485 952 | Friday, 17 July 2015   | 1,996.31   |  | 1,365 Ordinary shares   |
| CBA Equities Limited<br>ACN 003 485 952 | Friday, 17 July 2015   | 3,097.50   |  | 2,065 Ordinary shares   |
| CBA Equities Limited<br>ACN 003 485 952 | Friday, 17 July 2015   | 1,299.83   |  | 868 Ordinary shares     |
| CBA Equities Limited<br>ACN 003 485 952 | Friday, 17 July 2015   | 2,533.77   |  | 1,692 Ordinary shares   |
| CBA Equities Limited<br>ACN 003 485 952 | Friday, 17 July 2015   | 1,994.33   |  | 1,334 Ordinary shares   |
| CBA Equities Limited<br>ACN 003 485 952 | Friday, 17 July 2015   | 1,989.85   |  | 1,331 Ordinary shares   |
| CBA Equities Limited<br>ACN 003 485 952 | Friday, 17 July 2015   | 93.08      |  | 63 Ordinary shares      |
| CBA Equities Limited<br>ACN 003 485 952 | Friday, 17 July 2015   | 229.01     |  | 155 Ordinary shares     |
| CBA Equities Limited<br>ACN 003 485 952 | Friday, 17 July 2015   | 2,585.63   |  | 1,750 Ordinary shares   |
| CBA Equities Limited<br>ACN 003 485 952 | Friday, 17 July 2015   | 16.25      |  | 11 Ordinary shares      |
| CBA Equities Limited<br>ACN 003 485 952 | Friday, 17 July 2015   | 1,973.94   |  | 1,336 Ordinary shares   |
| CBA Equities Limited<br>ACN 003 485 952 | Friday, 17 July 2015   | 161.05     |  | 109 Ordinary shares     |
| CBA Equities Limited<br>ACN 003 485 952 | Friday, 17 July 2015   | 3,061.95   |  | 2,055 Ordinary shares   |
| CBA Equities Limited<br>ACN 003 485 952 | Friday, 17 July 2015   | 226.88     |  | 151 Ordinary shares     |
| CBA Equities Limited<br>ACN 003 485 952 | Friday, 17 July 2015   | 1,890.15   |  | 1,258 Ordinary shares   |
| CBA Equities Limited<br>ACN 003 485 952 | Friday, 17 July 2015   | 21.04      |  | 14 Ordinary shares      |
| CBA Equities Limited                    | Friday, 17 July 2015   | 835.39     |  | 556 Ordinary shares     |

|   |                      |          |  |                       |
|---|----------------------|----------|--|-----------------------|
| ACN 003 485 952                         |                      |          |  |                       |
| CBA Equities Limited<br>ACN 003 485 952 | Friday, 17 July 2015 | 396.66   |  | 264 Ordinary shares   |
| CBA Equities Limited<br>ACN 003 485 952 | Friday, 17 July 2015 | 776.79   |  | 517 Ordinary shares   |
| CBA Equities Limited<br>ACN 003 485 952 | Friday, 17 July 2015 | 4,004.16 |  | 2,665 Ordinary shares |
| CBA Equities Limited<br>ACN 003 485 952 | Friday, 17 July 2015 | 4,117.50 |  | 2,745 Ordinary shares |
| CBA Equities Limited<br>ACN 003 485 952 | Friday, 17 July 2015 | 470.84   |  | 316 Ordinary shares   |
| CBA Equities Limited<br>ACN 003 485 952 | Monday, 20 July 2015 | 1,422.95 |  | 955 Ordinary shares   |
| CBA Equities Limited<br>ACN 003 485 952 | Monday, 20 July 2015 | 1,639.23 |  | 1,102 Ordinary shares |
| CBA Equities Limited<br>ACN 003 485 952 | Monday, 20 July 2015 | 187.43   |  | 126 Ordinary shares   |
| CBA Equities Limited<br>ACN 003 485 952 | Monday, 20 July 2015 | 2.96     |  | 2 Ordinary shares     |
| CBA Equities Limited<br>ACN 003 485 952 | Monday, 20 July 2015 | 2,664.05 |  | 1,797 Ordinary shares |
| CBA Equities Limited<br>ACN 003 485 952 | Monday, 20 July 2015 | 1,320.91 |  | 891 Ordinary shares   |
| CBA Equities Limited<br>ACN 003 485 952 | Monday, 20 July 2015 | 2,530.80 |  | 1,710 Ordinary shares |
| CBA Equities Limited<br>ACN 003 485 952 | Monday, 20 July 2015 | 2.98     |  | 2 Ordinary shares     |
| CBA Equities Limited<br>ACN 003 485 952 | Monday, 20 July 2015 | 206.76   |  | 139 Ordinary shares   |
| CBA Equities Limited<br>ACN 003 485 952 | Monday, 20 July 2015 | 246.93   |  | 166 Ordinary shares   |
| CBA Equities Limited<br>ACN 003 485 952 | Monday, 20 July 2015 | 348.07   |  | 234 Ordinary shares   |
| CBA Equities Limited<br>ACN 003 485 952 | Monday, 20 July 2015 | 4,410.34 |  | 2,955 Ordinary shares |
| CBA Equities Limited<br>ACN 003 485 952 | Monday, 20 July 2015 | 2,436.85 |  | 1,630 Ordinary shares |

|   |                      |          |  |                       |
|---|----------------------|----------|--|-----------------------|
| CBA Equities Limited<br>ACN 003 485 952 | Monday, 20 July 2015 | 2,462.63 |  | 1,650 Ordinary shares |
| CBA Equities Limited<br>ACN 003 485 952 | Monday, 20 July 2015 | 3,614.63 |  | 2,430 Ordinary shares |
| CBA Equities Limited<br>ACN 003 485 952 | Monday, 20 July 2015 | 113.05   |  | 76 Ordinary shares    |
| CBA Equities Limited<br>ACN 003 485 952 | Monday, 20 July 2015 | 60.99    |  | 41 Ordinary shares    |
| CBA Equities Limited<br>ACN 003 485 952 | Monday, 20 July 2015 | 31.24    |  | 21 Ordinary shares    |
| CBA Equities Limited<br>ACN 003 485 952 | Monday, 20 July 2015 | 38.68    |  | 26 Ordinary shares    |
| CBA Equities Limited<br>ACN 003 485 952 | Monday, 20 July 2015 | 798.79   |  | 537 Ordinary shares   |
| CBA Equities Limited<br>ACN 003 485 952 | Monday, 20 July 2015 | 181.47   |  | 122 Ordinary shares   |
| CBA Equities Limited<br>ACN 003 485 952 | Monday, 20 July 2015 | 10.41    |  | 7 Ordinary shares     |
| CBA Equities Limited<br>ACN 003 485 952 | Monday, 20 July 2015 | 49.09    |  | 33 Ordinary shares    |
| CBA Equities Limited<br>ACN 003 485 952 | Monday, 20 July 2015 | 270.73   |  | 182 Ordinary shares   |
| CBA Equities Limited<br>ACN 003 485 952 | Monday, 20 July 2015 | 428.40   |  | 288 Ordinary shares   |
| CBA Equities Limited<br>ACN 003 485 952 | Monday, 20 July 2015 | 1,100.39 |  | 741 Ordinary shares   |
| CBA Equities Limited<br>ACN 003 485 952 | Monday, 20 July 2015 | 4,985.83 |  | 3,335 Ordinary shares |
| CBA Equities Limited<br>ACN 003 485 952 | Monday, 20 July 2015 | 2,664.09 |  | 1,782 Ordinary shares |
| CBA Equities Limited<br>ACN 003 485 952 | Monday, 20 July 2015 | 583.68   |  | 384 Ordinary shares   |
| CBA Equities Limited<br>ACN 003 485 952 | Monday, 20 July 2015 | 245.12   |  | 161 Ordinary shares   |
| CBA Equities Limited<br>ACN 003 485 952 | Monday, 20 July 2015 | 3,822.05 |  | 2,494 Ordinary shares |
| CBA Equities Limited                    | Monday, 20 July 2015 | 3,474.63 |  | 2,271 Ordinary shares |

|   |                       |          |  |                       |
|---|-----------------------|----------|--|-----------------------|
| ACN 003 485 952                         |                       |          |  |                       |
| CBA Equities Limited<br>ACN 003 485 952 | Monday, 20 July 2015  | 679.32   |  | 444 Ordinary shares   |
| CBA Equities Limited<br>ACN 003 485 952 | Monday, 20 July 2015  | 1,583.55 |  | 1,035 Ordinary shares |
| CBA Equities Limited<br>ACN 003 485 952 | Monday, 20 July 2015  | 2,000.75 |  | 1,325 Ordinary shares |
| CBA Equities Limited<br>ACN 003 485 952 | Tuesday, 21 July 2015 | 142.32   |  | 96 Ordinary shares    |
| CBA Equities Limited<br>ACN 003 485 952 | Tuesday, 21 July 2015 | 38.55    |  | 26 Ordinary shares    |
| CBA Equities Limited<br>ACN 003 485 952 | Tuesday, 21 July 2015 | 3,032.15 |  | 2,035 Ordinary shares |
| CBA Equities Limited<br>ACN 003 485 952 | Tuesday, 21 July 2015 | 2,635.77 |  | 1,790 Ordinary shares |
| CBA Equities Limited<br>ACN 003 485 952 | Tuesday, 21 July 2015 | 2,991.45 |  | 2,035 Ordinary shares |
| CBA Equities Limited<br>ACN 003 485 952 | Tuesday, 21 July 2015 | 977.55   |  | 665 Ordinary shares   |
| CBA Equities Limited<br>ACN 003 485 952 | Tuesday, 21 July 2015 | 2,991.94 |  | 2,025 Ordinary shares |
| CBA Equities Limited<br>ACN 003 485 952 | Tuesday, 21 July 2015 | 2,006.00 |  | 1,360 Ordinary shares |
| CBA Equities Limited<br>ACN 003 485 952 | Tuesday, 21 July 2015 | 980.88   |  | 665 Ordinary shares   |
| CBA Equities Limited<br>ACN 003 485 952 | Tuesday, 21 July 2015 | 3,091.15 |  | 2,110 Ordinary shares |
| CBA Equities Limited<br>ACN 003 485 952 | Tuesday, 21 July 2015 | 3,996.64 |  | 2,705 Ordinary shares |
| CBA Equities Limited<br>ACN 003 485 952 | Tuesday, 21 July 2015 | 609.18   |  | 413 Ordinary shares   |
| CBA Equities Limited<br>ACN 003 485 952 | Tuesday, 21 July 2015 | 1,764.05 |  | 1,198 Ordinary shares |
| CBA Equities Limited<br>ACN 003 485 952 | Tuesday, 21 July 2015 | 4.42     |  | 3 Ordinary shares     |
| CBA Equities Limited<br>ACN 003 485 952 | Tuesday, 21 July 2015 | 1,092.60 |  | 742 Ordinary shares   |



|   |                            |           |  |                        |
|---|----------------------------|-----------|--|------------------------|
| CBA Equities Limited<br>ACN 003 485 952 | Tuesday, 21 July 2015      | 3,990.47  |  | 2,710 Ordinary shares  |
| CBA Equities Limited<br>ACN 003 485 952 | Tuesday, 21 July 2015      | 3,026.43  |  | 2,038 Ordinary shares  |
| CBA Equities Limited<br>ACN 003 485 952 | Tuesday, 21 July 2015      | 1.49      |  | 1 Ordinary shares      |
| CBA Equities Limited<br>ACN 003 485 952 | Tuesday, 21 July 2015      | 448.47    |  | 302 Ordinary shares    |
| CBA Equities Limited<br>ACN 003 485 952 | Tuesday, 21 July 2015      | 24,971.76 |  | 16,816 Ordinary shares |
| CBA Equities Limited<br>ACN 003 485 952 | Wednesday, 22 July<br>2015 | 2,010.00  |  | 1,340 Ordinary shares  |
| CBA Equities Limited<br>ACN 003 485 952 | Wednesday, 22 July<br>2015 | 2,140.50  |  | 1,427 Ordinary shares  |
| CBA Equities Limited<br>ACN 003 485 952 | Wednesday, 22 July<br>2015 | 3.00      |  | 2 Ordinary shares      |
| CBA Equities Limited<br>ACN 003 485 952 | Wednesday, 22 July<br>2015 | 1,314.00  |  | 876 Ordinary shares    |
| CBA Equities Limited<br>ACN 003 485 952 | Wednesday, 22 July<br>2015 | 4,894.50  |  | 3,263 Ordinary shares  |
| CBA Equities Limited<br>ACN 003 485 952 | Wednesday, 22 July<br>2015 | 604.50    |  | 403 Ordinary shares    |
| CBA Equities Limited<br>ACN 003 485 952 | Wednesday, 22 July<br>2015 | 26,250.00 |  | 17,500 Ordinary shares |
| CBA Equities Limited<br>ACN 003 485 952 | Wednesday, 22 July<br>2015 | 8,593.50  |  | 5,729 Ordinary shares  |
| CBA Equities Limited<br>ACN 003 485 952 | Wednesday, 22 July<br>2015 | 964.50    |  | 643 Ordinary shares    |
| CBA Equities Limited<br>ACN 003 485 952 | Wednesday, 22 July<br>2015 | 2,955.00  |  | 1,970 Ordinary shares  |
| CBA Equities Limited<br>ACN 003 485 952 | Wednesday, 22 July<br>2015 | 346.50    |  | 231 Ordinary shares    |
| CBA Equities Limited<br>ACN 003 485 952 | Wednesday, 22 July<br>2015 | 495.00    |  | 330 Ordinary shares    |
| CBA Equities Limited<br>ACN 003 485 952 | Wednesday, 22 July<br>2015 | 309.00    |  | 206 Ordinary shares    |
| CBA Equities Limited                    | Wednesday, 22 July         | 238.50    |  | 159 Ordinary shares    |

|   |                            |           |  |                        |
|---|----------------------------|-----------|--|------------------------|
| ACN 003 485 952                         | 2015                       |           |  |                        |
| CBA Equities Limited<br>ACN 003 485 952 | Wednesday, 22 July<br>2015 | 1,279.50  |  | 853 Ordinary shares    |
| CBA Equities Limited<br>ACN 003 485 952 | Wednesday, 22 July<br>2015 | 1,495.50  |  | 997 Ordinary shares    |
| CBA Equities Limited<br>ACN 003 485 952 | Wednesday, 22 July<br>2015 | 396.00    |  | 264 Ordinary shares    |
| CBA Equities Limited<br>ACN 003 485 952 | Wednesday, 22 July<br>2015 | 99.00     |  | 66 Ordinary shares     |
| CBA Equities Limited<br>ACN 003 485 952 | Wednesday, 22 July<br>2015 | 3,168.00  |  | 2,112 Ordinary shares  |
| CBA Equities Limited<br>ACN 003 485 952 | Wednesday, 22 July<br>2015 | 5,403.00  |  | 3,602 Ordinary shares  |
| CBA Equities Limited<br>ACN 003 485 952 | Wednesday, 22 July<br>2015 | 1,392.00  |  | 928 Ordinary shares    |
| CBA Equities Limited<br>ACN 003 485 952 | Wednesday, 22 July<br>2015 | 10.50     |  | 7 Ordinary shares      |
| CBA Equities Limited<br>ACN 003 485 952 | Wednesday, 22 July<br>2015 | 1.50      |  | 1 Ordinary shares      |
| CBA Equities Limited<br>ACN 003 485 952 | Thursday, 23 July 2015     | 509.35    |  | 339 Ordinary shares    |
| CBA Equities Limited<br>ACN 003 485 952 | Thursday, 23 July 2015     | 4,004.16  |  | 2,665 Ordinary shares  |
| CBA Equities Limited<br>ACN 003 485 952 | Thursday, 23 July 2015     | 803.84    |  | 535 Ordinary shares    |
| CBA Equities Limited<br>ACN 003 485 952 | Thursday, 23 July 2015     | 803.84    |  | 535 Ordinary shares    |
| CBA Equities Limited<br>ACN 003 485 952 | Thursday, 23 July 2015     | 1,194.49  |  | 795 Ordinary shares    |
| CBA Equities Limited<br>ACN 003 485 952 | Thursday, 23 July 2015     | 1,962.00  |  | 1,308 Ordinary shares  |
| CBA Equities Limited<br>ACN 003 485 952 | Thursday, 23 July 2015     | 26,925.00 |  | 17,950 Ordinary shares |
| CBA Equities Limited<br>ACN 003 485 952 | Thursday, 23 July 2015     | 64,714.50 |  | 43,143 Ordinary shares |
| CBA Equities Limited<br>ACN 003 485 952 | Monday, 27 July 2015       | 5,064.64  |  | 3,332 Ordinary shares  |

|   |                            |          |  |                       |
|---|----------------------------|----------|--|-----------------------|
| CBA Equities Limited<br>ACN 003 485 952 | Tuesday, 28 July 2015      | 2,021.60 |  | 1,330 Ordinary shares |
| CBA Equities Limited<br>ACN 003 485 952 | Tuesday, 28 July 2015      | 581.54   |  | 371 Ordinary shares   |
| CBA Equities Limited<br>ACN 003 485 952 | Tuesday, 28 July 2015      | 823.99   |  | 524 Ordinary shares   |
| CBA Equities Limited<br>ACN 003 485 952 | Tuesday, 28 July 2015      | 4,924.42 |  | 3,102 Ordinary shares |
| CBA Equities Limited<br>ACN 003 485 952 | Tuesday, 28 July 2015      | 9,880.54 |  | 6,185 Ordinary shares |
| CBA Equities Limited<br>ACN 003 485 952 | Tuesday, 28 July 2015      | 5,861.63 |  | 3,675 Ordinary shares |
| CBA Equities Limited<br>ACN 003 485 952 | Tuesday, 28 July 2015      | 6,292.27 |  | 3,945 Ordinary shares |
| CBA Equities Limited<br>ACN 003 485 952 | Tuesday, 28 July 2015      | 183.42   |  | 115 Ordinary shares   |
| CBA Equities Limited<br>ACN 003 485 952 | Tuesday, 28 July 2015      | 821.37   |  | 524 Ordinary shares   |
| CBA Equities Limited<br>ACN 003 485 952 | Tuesday, 28 July 2015      | 4,177.39 |  | 2,665 Ordinary shares |
| CBA Equities Limited<br>ACN 003 485 952 | Tuesday, 28 July 2015      | 5,146.39 |  | 3,331 Ordinary shares |
| CBA Equities Limited<br>ACN 003 485 952 | Tuesday, 28 July 2015      | 5,149.48 |  | 3,333 Ordinary shares |
| CBA Equities Limited<br>ACN 003 485 952 | Tuesday, 28 July 2015      | 24.72    |  | 16 Ordinary shares    |
| CBA Equities Limited<br>ACN 003 485 952 | Tuesday, 28 July 2015      | 525.30   |  | 340 Ordinary shares   |
| CBA Equities Limited<br>ACN 003 485 952 | Tuesday, 28 July 2015      | 8,301.28 |  | 5,373 Ordinary shares |
| CBA Equities Limited<br>ACN 003 485 952 | Wednesday, 29 July<br>2015 | 951.08   |  | 633 Ordinary shares   |
| CBA Equities Limited<br>ACN 003 485 952 | Wednesday, 29 July<br>2015 | 1,711.35 |  | 1,139 Ordinary shares |
| CBA Equities Limited<br>ACN 003 485 952 | Wednesday, 29 July<br>2015 | 1,301.17 |  | 866 Ordinary shares   |
| CBA Equities Limited                    | Wednesday, 29 July         | 66.11    |  | 44 Ordinary shares    |

|   |                            |          |  |                       |
|---|----------------------------|----------|--|-----------------------|
| ACN 003 485 952                         | 2015                       |          |  |                       |
| CBA Equities Limited<br>ACN 003 485 952 | Wednesday, 29 July<br>2015 | 295.99   |  | 197 Ordinary shares   |
| CBA Equities Limited<br>ACN 003 485 952 | Wednesday, 29 July<br>2015 | 28.55    |  | 19 Ordinary shares    |
| CBA Equities Limited<br>ACN 003 485 952 | Wednesday, 29 July<br>2015 | 46.58    |  | 31 Ordinary shares    |
| CBA Equities Limited<br>ACN 003 485 952 | Wednesday, 29 July<br>2015 | 742.24   |  | 494 Ordinary shares   |
| CBA Equities Limited<br>ACN 003 485 952 | Wednesday, 29 July<br>2015 | 653.59   |  | 435 Ordinary shares   |
| CBA Equities Limited<br>ACN 003 485 952 | Wednesday, 29 July<br>2015 | 1,344.74 |  | 895 Ordinary shares   |
| CBA Equities Limited<br>ACN 003 485 952 | Wednesday, 29 July<br>2015 | 65.45    |  | 44 Ordinary shares    |
| CBA Equities Limited<br>ACN 003 485 952 | Wednesday, 29 July<br>2015 | 179.38   |  | 121 Ordinary shares   |
| CBA Equities Limited<br>ACN 003 485 952 | Wednesday, 29 July<br>2015 | 3,771.48 |  | 2,544 Ordinary shares |
| CBA Equities Limited<br>ACN 003 485 952 | Wednesday, 29 July<br>2015 | 7.39     |  | 5 Ordinary shares     |
| CBA Equities Limited<br>ACN 003 485 952 | Wednesday, 29 July<br>2015 | 161.05   |  | 109 Ordinary shares   |
| CBA Equities Limited<br>ACN 003 485 952 | Wednesday, 29 July<br>2015 | 468.37   |  | 317 Ordinary shares   |
| CBA Equities Limited<br>ACN 003 485 952 | Wednesday, 29 July<br>2015 | 328.01   |  | 222 Ordinary shares   |
| CBA Equities Limited<br>ACN 003 485 952 | Wednesday, 29 July<br>2015 | 82.74    |  | 56 Ordinary shares    |
| CBA Equities Limited<br>ACN 003 485 952 | Wednesday, 29 July<br>2015 | 135.93   |  | 92 Ordinary shares    |
| CBA Equities Limited<br>ACN 003 485 952 | Wednesday, 29 July<br>2015 | 335.39   |  | 227 Ordinary shares   |
| CBA Equities Limited<br>ACN 003 485 952 | Wednesday, 29 July<br>2015 | 230.49   |  | 156 Ordinary shares   |
| CBA Equities Limited<br>ACN 003 485 952 | Wednesday, 29 July<br>2015 | 115.25   |  | 78 Ordinary shares    |

|   |                            |           |  |                        |
|---|----------------------------|-----------|--|------------------------|
| CBA Equities Limited<br>ACN 003 485 952 | Wednesday, 29 July<br>2015 | 750.57    |  | 508 Ordinary shares    |
| CBA Equities Limited<br>ACN 003 485 952 | Wednesday, 29 July<br>2015 | 76.83     |  | 52 Ordinary shares     |
| CBA Equities Limited<br>ACN 003 485 952 | Wednesday, 29 July<br>2015 | 1,796.72  |  | 1,214 Ordinary shares  |
| CBA Equities Limited<br>ACN 003 485 952 | Wednesday, 29 July<br>2015 | 5,174.08  |  | 3,496 Ordinary shares  |
| CBA Equities Limited<br>ACN 003 485 952 | Wednesday, 29 July<br>2015 | 37.00     |  | 25 Ordinary shares     |
| CBA Equities Limited<br>ACN 003 485 952 | Wednesday, 29 July<br>2015 | 16,854.24 |  | 11,388 Ordinary shares |
| CBA Equities Limited<br>ACN 003 485 952 | Wednesday, 29 July<br>2015 | 7,904.68  |  | 5,341 Ordinary shares  |
| CBA Equities Limited<br>ACN 003 485 952 | Wednesday, 29 July<br>2015 | 1,857.96  |  | 1,191 Ordinary shares  |
| CBA Equities Limited<br>ACN 003 485 952 | Wednesday, 29 July<br>2015 | 219.96    |  | 141 Ordinary shares    |
| CBA Equities Limited<br>ACN 003 485 952 | Wednesday, 29 July<br>2015 | 191.21    |  | 126 Ordinary shares    |
| CBA Equities Limited<br>ACN 003 485 952 | Wednesday, 29 July<br>2015 | 854.35    |  | 563 Ordinary shares    |
| CBA Equities Limited<br>ACN 003 485 952 | Wednesday, 29 July<br>2015 | 212.45    |  | 140 Ordinary shares    |
| CBA Equities Limited<br>ACN 003 485 952 | Wednesday, 29 July<br>2015 | 2,440.95  |  | 1,598 Ordinary shares  |
| CBA Equities Limited<br>ACN 003 485 952 | Wednesday, 29 July<br>2015 | 33.83     |  | 22 Ordinary shares     |
| CBA Equities Limited<br>ACN 003 485 952 | Wednesday, 29 July<br>2015 | 152.21    |  | 99 Ordinary shares     |
| CBA Equities Limited<br>ACN 003 485 952 | Wednesday, 29 July<br>2015 | 67.65     |  | 44 Ordinary shares     |
| CBA Equities Limited<br>ACN 003 485 952 | Wednesday, 29 July<br>2015 | 21.53     |  | 14 Ordinary shares     |
| CBA Equities Limited<br>ACN 003 485 952 | Wednesday, 29 July<br>2015 | 352.09    |  | 229 Ordinary shares    |
| CBA Equities Limited                    | Wednesday, 29 July         | 87.64     |  | 57 Ordinary shares     |

|   |                            |          |  |                       |
|---|----------------------------|----------|--|-----------------------|
| ACN 003 485 952                         | 2015                       |          |  |                       |
| CBA Equities Limited<br>ACN 003 485 952 | Wednesday, 29 July<br>2015 | 146.06   |  | 95 Ordinary shares    |
| CBA Equities Limited<br>ACN 003 485 952 | Wednesday, 29 July<br>2015 | 13.84    |  | 9 Ordinary shares     |
| CBA Equities Limited<br>ACN 003 485 952 | Wednesday, 29 July<br>2015 | 50.74    |  | 33 Ordinary shares    |
| CBA Equities Limited<br>ACN 003 485 952 | Wednesday, 29 July<br>2015 | 39.98    |  | 26 Ordinary shares    |
| CBA Equities Limited<br>ACN 003 485 952 | Wednesday, 29 July<br>2015 | 156.83   |  | 102 Ordinary shares   |
| CBA Equities Limited<br>ACN 003 485 952 | Wednesday, 29 July<br>2015 | 1,076.25 |  | 700 Ordinary shares   |
| CBA Equities Limited<br>ACN 003 485 952 | Wednesday, 29 July<br>2015 | 218.33   |  | 142 Ordinary shares   |
| CBA Equities Limited<br>ACN 003 485 952 | Wednesday, 29 July<br>2015 | 801.04   |  | 521 Ordinary shares   |
| CBA Equities Limited<br>ACN 003 485 952 | Wednesday, 29 July<br>2015 | 192.19   |  | 125 Ordinary shares   |
| CBA Equities Limited<br>ACN 003 485 952 | Wednesday, 29 July<br>2015 | 167.59   |  | 109 Ordinary shares   |
| CBA Equities Limited<br>ACN 003 485 952 | Wednesday, 29 July<br>2015 | 6.15     |  | 4 Ordinary shares     |
| CBA Equities Limited<br>ACN 003 485 952 | Wednesday, 29 July<br>2015 | 3.08     |  | 2 Ordinary shares     |
| CBA Equities Limited<br>ACN 003 485 952 | Wednesday, 29 July<br>2015 | 813.34   |  | 529 Ordinary shares   |
| CBA Equities Limited<br>ACN 003 485 952 | Wednesday, 29 July<br>2015 | 155.29   |  | 101 Ordinary shares   |
| CBA Equities Limited<br>ACN 003 485 952 | Wednesday, 29 July<br>2015 | 4,420.31 |  | 2,875 Ordinary shares |
| CBA Equities Limited<br>ACN 003 485 952 | Wednesday, 29 July<br>2015 | 447.49   |  | 292 Ordinary shares   |
| CBA Equities Limited<br>ACN 003 485 952 | Wednesday, 29 July<br>2015 | 1,394.58 |  | 910 Ordinary shares   |
| CBA Equities Limited<br>ACN 003 485 952 | Wednesday, 29 July<br>2015 | 47.51    |  | 31 Ordinary shares    |

|   |                            |          |  |                       |
|---|----------------------------|----------|--|-----------------------|
| CBA Equities Limited<br>ACN 003 485 952 | Wednesday, 29 July<br>2015 | 52.10    |  | 34 Ordinary shares    |
| CBA Equities Limited<br>ACN 003 485 952 | Wednesday, 29 July<br>2015 | 157.85   |  | 103 Ordinary shares   |
| CBA Equities Limited<br>ACN 003 485 952 | Wednesday, 29 July<br>2015 | 144.06   |  | 94 Ordinary shares    |
| CBA Equities Limited<br>ACN 003 485 952 | Wednesday, 29 July<br>2015 | 26.05    |  | 17 Ordinary shares    |
| CBA Equities Limited<br>ACN 003 485 952 | Wednesday, 29 July<br>2015 | 15.32    |  | 10 Ordinary shares    |
| CBA Equities Limited<br>ACN 003 485 952 | Wednesday, 29 July<br>2015 | 355.54   |  | 232 Ordinary shares   |
| CBA Equities Limited<br>ACN 003 485 952 | Wednesday, 29 July<br>2015 | 291.18   |  | 190 Ordinary shares   |
| CBA Equities Limited<br>ACN 003 485 952 | Wednesday, 29 July<br>2015 | 583.88   |  | 381 Ordinary shares   |
| CBA Equities Limited<br>ACN 003 485 952 | Wednesday, 29 July<br>2015 | 787.71   |  | 514 Ordinary shares   |
| CBA Equities Limited<br>ACN 003 485 952 | Wednesday, 29 July<br>2015 | 239.07   |  | 156 Ordinary shares   |
| CBA Equities Limited<br>ACN 003 485 952 | Wednesday, 29 July<br>2015 | 444.43   |  | 290 Ordinary shares   |
| CBA Equities Limited<br>ACN 003 485 952 | Wednesday, 29 July<br>2015 | 163.71   |  | 107 Ordinary shares   |
| CBA Equities Limited<br>ACN 003 485 952 | Wednesday, 29 July<br>2015 | 1,084.77 |  | 709 Ordinary shares   |
| CBA Equities Limited<br>ACN 003 485 952 | Wednesday, 29 July<br>2015 | 3,818.60 |  | 2,504 Ordinary shares |
| CBA Equities Limited<br>ACN 003 485 952 | Wednesday, 29 July<br>2015 | 124.44   |  | 82 Ordinary shares    |
| CBA Equities Limited<br>ACN 003 485 952 | Wednesday, 29 July<br>2015 | 160.86   |  | 106 Ordinary shares   |
| CBA Equities Limited<br>ACN 003 485 952 | Wednesday, 29 July<br>2015 | 18.21    |  | 12 Ordinary shares    |
| CBA Equities Limited<br>ACN 003 485 952 | Wednesday, 29 July<br>2015 | 16.69    |  | 11 Ordinary shares    |
| CBA Equities Limited                    | Wednesday, 29 July         | 68.29    |  | 45 Ordinary shares    |

|   |                            |          |  |                       |
|---|----------------------------|----------|--|-----------------------|
| ACN 003 485 952                         | 2015                       |          |  |                       |
| CBA Equities Limited<br>ACN 003 485 952 | Wednesday, 29 July<br>2015 | 282.26   |  | 186 Ordinary shares   |
| CBA Equities Limited<br>ACN 003 485 952 | Wednesday, 29 July<br>2015 | 88.02    |  | 58 Ordinary shares    |
| CBA Equities Limited<br>ACN 003 485 952 | Wednesday, 29 July<br>2015 | 24.28    |  | 16 Ordinary shares    |
| CBA Equities Limited<br>ACN 003 485 952 | Wednesday, 29 July<br>2015 | 59.18    |  | 39 Ordinary shares    |
| CBA Equities Limited<br>ACN 003 485 952 | Wednesday, 29 July<br>2015 | 25.80    |  | 17 Ordinary shares    |
| CBA Equities Limited<br>ACN 003 485 952 | Wednesday, 29 July<br>2015 | 42.49    |  | 28 Ordinary shares    |
| CBA Equities Limited<br>ACN 003 485 952 | Wednesday, 29 July<br>2015 | 241.28   |  | 159 Ordinary shares   |
| CBA Equities Limited<br>ACN 003 485 952 | Wednesday, 29 July<br>2015 | 1,634.68 |  | 1,079 Ordinary shares |
| CBA Equities Limited<br>ACN 003 485 952 | Wednesday, 29 July<br>2015 | 380.26   |  | 251 Ordinary shares   |
| CBA Equities Limited<br>ACN 003 485 952 | Wednesday, 29 July<br>2015 | 295.99   |  | 197 Ordinary shares   |
| CBA Equities Limited<br>ACN 003 485 952 | Wednesday, 29 July<br>2015 | 4.51     |  | 3 Ordinary shares     |
| CBA Equities Limited<br>ACN 003 485 952 | Wednesday, 29 July<br>2015 | 551.42   |  | 367 Ordinary shares   |
| CBA Equities Limited<br>ACN 003 485 952 | Wednesday, 29 July<br>2015 | 193.82   |  | 129 Ordinary shares   |
| CBA Equities Limited<br>ACN 003 485 952 | Wednesday, 29 July<br>2015 | 151.75   |  | 101 Ordinary shares   |
| CBA Equities Limited<br>ACN 003 485 952 | Wednesday, 29 July<br>2015 | 6.01     |  | 4 Ordinary shares     |
| CBA Equities Limited<br>ACN 003 485 952 | Wednesday, 29 July<br>2015 | 341.07   |  | 227 Ordinary shares   |
| CBA Equities Limited<br>ACN 003 485 952 | Wednesday, 29 July<br>2015 | 84.14    |  | 56 Ordinary shares    |
| CBA Equities Limited<br>ACN 003 485 952 | Wednesday, 29 July<br>2015 | 250.92   |  | 167 Ordinary shares   |



|   |                            |          |  |                       |
|---|----------------------------|----------|--|-----------------------|
| CBA Equities Limited<br>ACN 003 485 952 | Wednesday, 29 July<br>2015 | 1,035.00 |  | 690 Ordinary shares   |
| CBA Equities Limited<br>ACN 003 485 952 | Wednesday, 29 July<br>2015 | 3.00     |  | 2 Ordinary shares     |
| CBA Equities Limited<br>ACN 003 485 952 | Wednesday, 29 July<br>2015 | 314.02   |  | 209 Ordinary shares   |
| CBA Equities Limited<br>ACN 003 485 952 | Wednesday, 29 July<br>2015 | 497.33   |  | 331 Ordinary shares   |
| CBA Equities Limited<br>ACN 003 485 952 | Wednesday, 29 July<br>2015 | 117.19   |  | 78 Ordinary shares    |
| CBA Equities Limited<br>ACN 003 485 952 | Wednesday, 29 July<br>2015 | 256.93   |  | 171 Ordinary shares   |
| CBA Equities Limited<br>ACN 003 485 952 | Wednesday, 29 July<br>2015 | 79.63    |  | 53 Ordinary shares    |
| CBA Equities Limited<br>ACN 003 485 952 | Wednesday, 29 July<br>2015 | 16.53    |  | 11 Ordinary shares    |
| CBA Equities Limited<br>ACN 003 485 952 | Wednesday, 29 July<br>2015 | 57.09    |  | 38 Ordinary shares    |
| CBA Equities Limited<br>ACN 003 485 952 | Thursday, 30 July 2015     | 4,029.90 |  | 2,660 Ordinary shares |
| CBA Equities Limited<br>ACN 003 485 952 | Thursday, 30 July 2015     | 1,438.39 |  | 951 Ordinary shares   |
| CBA Equities Limited<br>ACN 003 485 952 | Thursday, 30 July 2015     | 3,123.60 |  | 2,055 Ordinary shares |
| CBA Equities Limited<br>ACN 003 485 952 | Thursday, 30 July 2015     | 2,034.90 |  | 1,330 Ordinary shares |
| CBA Equities Limited<br>ACN 003 485 952 | Thursday, 30 July 2015     | 3,123.74 |  | 2,045 Ordinary shares |
| CBA Equities Limited<br>ACN 003 485 952 | Thursday, 30 July 2015     | 3,118.63 |  | 2,045 Ordinary shares |
| CBA Equities Limited<br>ACN 003 485 952 | Thursday, 30 July 2015     | 191.84   |  | 126 Ordinary shares   |
| CBA Equities Limited<br>ACN 003 485 952 | Thursday, 30 July 2015     | 88.30    |  | 58 Ordinary shares    |
| CBA Equities Limited<br>ACN 003 485 952 | Thursday, 30 July 2015     | 2,904.93 |  | 1,908 Ordinary shares |
| CBA Equities Limited                    | Thursday, 30 July 2015     | 1,002.45 |  | 652 Ordinary shares   |

|   |                        |          |  |                       |
|---|------------------------|----------|--|-----------------------|
| ACN 003 485 952                         |                        |          |  |                       |
| CBA Equities Limited<br>ACN 003 485 952 | Thursday, 30 July 2015 | 3,087.30 |  | 2,008 Ordinary shares |
| CBA Equities Limited<br>ACN 003 485 952 | Thursday, 30 July 2015 | 3,070.00 |  | 2,000 Ordinary shares |
| CBA Equities Limited<br>ACN 003 485 952 | Thursday, 30 July 2015 | 990.07   |  | 645 Ordinary shares   |
| CBA Equities Limited<br>ACN 003 485 952 | Thursday, 30 July 2015 | 35.25    |  | 23 Ordinary shares    |
| CBA Equities Limited<br>ACN 003 485 952 | Thursday, 30 July 2015 | 22.99    |  | 15 Ordinary shares    |
| CBA Equities Limited<br>ACN 003 485 952 | Thursday, 30 July 2015 | 816.82   |  | 533 Ordinary shares   |
| CBA Equities Limited<br>ACN 003 485 952 | Thursday, 30 July 2015 | 1,368.52 |  | 893 Ordinary shares   |
| CBA Equities Limited<br>ACN 003 485 952 | Thursday, 30 July 2015 | 646.72   |  | 422 Ordinary shares   |
| CBA Equities Limited<br>ACN 003 485 952 | Thursday, 30 July 2015 | 162.44   |  | 106 Ordinary shares   |
| CBA Equities Limited<br>ACN 003 485 952 | Friday, 31 July 2015   | 4,469.92 |  | 2,912 Ordinary shares |
| CBA Equities Limited<br>ACN 003 485 952 | Friday, 31 July 2015   | 749.08   |  | 488 Ordinary shares   |
| CBA Equities Limited<br>ACN 003 485 952 | Friday, 31 July 2015   | 478.92   |  | 312 Ordinary shares   |
| CBA Equities Limited<br>ACN 003 485 952 | Friday, 31 July 2015   | 1.53     |  | 1 Ordinary shares     |
| CBA Equities Limited<br>ACN 003 485 952 | Friday, 31 July 2015   | 913.32   |  | 595 Ordinary shares   |
| CBA Equities Limited<br>ACN 003 485 952 | Friday, 31 July 2015   | 1,128.22 |  | 735 Ordinary shares   |
| CBA Equities Limited<br>ACN 003 485 952 | Friday, 31 July 2015   | 2,044.88 |  | 1,330 Ordinary shares |
| CBA Equities Limited<br>ACN 003 485 952 | Friday, 31 July 2015   | 3,075.00 |  | 2,000 Ordinary shares |
| CBA Equities Limited<br>ACN 003 485 952 | Friday, 31 July 2015   | 3,070.00 |  | 2,000 Ordinary shares |

|   |                      |          |  |                       |
|---|----------------------|----------|--|-----------------------|
| CBA Equities Limited<br>ACN 003 485 952 | Friday, 31 July 2015 | 2,008.30 |  | 1,330 Ordinary shares |
| CBA Equities Limited<br>ACN 003 485 952 | Friday, 31 July 2015 | 76.13    |  | 50 Ordinary shares    |
| CBA Equities Limited<br>ACN 003 485 952 | Friday, 31 July 2015 | 956.22   |  | 626 Ordinary shares   |
| CBA Equities Limited<br>ACN 003 485 952 | Friday, 31 July 2015 | 134.42   |  | 88 Ordinary shares    |
| CBA Equities Limited<br>ACN 003 485 952 | Friday, 31 July 2015 | 308.56   |  | 202 Ordinary shares   |
| CBA Equities Limited<br>ACN 003 485 952 | Friday, 31 July 2015 | 218.43   |  | 143 Ordinary shares   |
| CBA Equities Limited<br>ACN 003 485 952 | Friday, 31 July 2015 | 10.69    |  | 7 Ordinary shares     |
| CBA Equities Limited<br>ACN 003 485 952 | Friday, 31 July 2015 | 236.76   |  | 155 Ordinary shares   |
| CBA Equities Limited<br>ACN 003 485 952 | Friday, 31 July 2015 | 4,076.45 |  | 2,660 Ordinary shares |
| CBA Equities Limited<br>ACN 003 485 952 | Friday, 31 July 2015 | 4,069.80 |  | 2,660 Ordinary shares |
| CBA Equities Limited<br>ACN 003 485 952 | Friday, 31 July 2015 | 2,034.90 |  | 1,330 Ordinary shares |
| CBA Equities Limited<br>ACN 003 485 952 | Friday, 31 July 2015 | 3,379.16 |  | 2,205 Ordinary shares |
| CBA Equities Limited<br>ACN 003 485 952 | Friday, 31 July 2015 | 3,220.65 |  | 2,105 Ordinary shares |
| CBA Equities Limited<br>ACN 003 485 952 | Friday, 31 July 2015 | 4,103.05 |  | 2,660 Ordinary shares |
| CBA Equities Limited<br>ACN 003 485 952 | Friday, 31 July 2015 | 4,083.10 |  | 2,660 Ordinary shares |
| CBA Equities Limited<br>ACN 003 485 952 | Friday, 31 July 2015 | 3,067.31 |  | 1,995 Ordinary shares |
| CBA Equities Limited<br>ACN 003 485 952 | Friday, 31 July 2015 | 53.55    |  | 35 Ordinary shares    |
| CBA Equities Limited<br>ACN 003 485 952 | Friday, 31 July 2015 | 5,706.90 |  | 3,730 Ordinary shares |
| CBA Equities Limited                    | Friday, 31 July 2015 | 1,530.00 |  | 1,000 Ordinary shares |

|   |                        |          |  |                       |
|---|------------------------|----------|--|-----------------------|
| ACN 003 485 952                         |                        |          |  |                       |
| CBA Equities Limited<br>ACN 003 485 952 | Friday, 31 July 2015   | 252.45   |  | 165 Ordinary shares   |
| CBA Equities Limited<br>ACN 003 485 952 | Tuesday, 4 August 2015 | 348.27   |  | 228 Ordinary shares   |
| CBA Equities Limited<br>ACN 003 485 952 | Tuesday, 4 August 2015 | 3,149.13 |  | 2,065 Ordinary shares |
| CBA Equities Limited<br>ACN 003 485 952 | Tuesday, 4 August 2015 | 229.13   |  | 150 Ordinary shares   |
| CBA Equities Limited<br>ACN 003 485 952 | Tuesday, 4 August 2015 | 208.42   |  | 136 Ordinary shares   |
| CBA Equities Limited<br>ACN 003 485 952 | Tuesday, 4 August 2015 | 4,089.75 |  | 2,660 Ordinary shares |
| CBA Equities Limited<br>ACN 003 485 952 | Tuesday, 4 August 2015 | 4,083.10 |  | 2,660 Ordinary shares |
| CBA Equities Limited<br>ACN 003 485 952 | Tuesday, 4 August 2015 | 4,766.07 |  | 3,110 Ordinary shares |
| CBA Equities Limited<br>ACN 003 485 952 | Tuesday, 4 August 2015 | 3,936.99 |  | 2,569 Ordinary shares |
| CBA Equities Limited<br>ACN 003 485 952 | Tuesday, 4 August 2015 | 44.44    |  | 29 Ordinary shares    |
| CBA Equities Limited<br>ACN 003 485 952 | Tuesday, 4 August 2015 | 45.98    |  | 30 Ordinary shares    |
| CBA Equities Limited<br>ACN 003 485 952 | Tuesday, 4 August 2015 | 3,663.44 |  | 2,375 Ordinary shares |
| CBA Equities Limited<br>ACN 003 485 952 | Tuesday, 4 August 2015 | 4,083.10 |  | 2,660 Ordinary shares |
| CBA Equities Limited<br>ACN 003 485 952 | Tuesday, 4 August 2015 | 1,686.65 |  | 1,106 Ordinary shares |
| CBA Equities Limited<br>ACN 003 485 952 | Tuesday, 4 August 2015 | 72.73    |  | 47 Ordinary shares    |
| CBA Equities Limited<br>ACN 003 485 952 | Tuesday, 4 August 2015 | 63.45    |  | 41 Ordinary shares    |
| CBA Equities Limited<br>ACN 003 485 952 | Tuesday, 4 August 2015 | 1,104.92 |  | 714 Ordinary shares   |
| CBA Equities Limited<br>ACN 003 485 952 | Tuesday, 4 August 2015 | 277.00   |  | 179 Ordinary shares   |

|   |                             |           |  |                        |
|---|-----------------------------|-----------|--|------------------------|
| CBA Equities Limited<br>ACN 003 485 952 | Tuesday, 4 August 2015      | 2,670.99  |  | 1,726 Ordinary shares  |
| CBA Equities Limited<br>ACN 003 485 952 | Tuesday, 4 August 2015      | 3,190.42  |  | 2,065 Ordinary shares  |
| CBA Equities Limited<br>ACN 003 485 952 | Tuesday, 4 August 2015      | 3,070.40  |  | 2,020 Ordinary shares  |
| CBA Equities Limited<br>ACN 003 485 952 | Tuesday, 4 August 2015      | 4,043.20  |  | 2,660 Ordinary shares  |
| CBA Equities Limited<br>ACN 003 485 952 | Tuesday, 4 August 2015      | 4,036.55  |  | 2,660 Ordinary shares  |
| CBA Equities Limited<br>ACN 003 485 952 | Tuesday, 4 August 2015      | 22,413.92 |  | 14,746 Ordinary shares |
| CBA Equities Limited<br>ACN 003 485 952 | Tuesday, 4 August 2015      | 56,116.88 |  | 36,919 Ordinary shares |
| CBA Equities Limited<br>ACN 003 485 952 | Wednesday, 5 August<br>2015 | 2,923.36  |  | 1,936 Ordinary shares  |
| CBA Equities Limited<br>ACN 003 485 952 | Wednesday, 5 August<br>2015 | 2,580.59  |  | 1,709 Ordinary shares  |
| CBA Equities Limited<br>ACN 003 485 952 | Wednesday, 5 August<br>2015 | 501.32    |  | 332 Ordinary shares    |
| CBA Equities Limited<br>ACN 003 485 952 | Wednesday, 5 August<br>2015 | 501.32    |  | 332 Ordinary shares    |
| CBA Equities Limited<br>ACN 003 485 952 | Wednesday, 5 August<br>2015 | 501.32    |  | 332 Ordinary shares    |
| CBA Equities Limited<br>ACN 003 485 952 | Wednesday, 5 August<br>2015 | 501.32    |  | 332 Ordinary shares    |
| CBA Equities Limited<br>ACN 003 485 952 | Wednesday, 5 August<br>2015 | 501.32    |  | 332 Ordinary shares    |
| CBA Equities Limited<br>ACN 003 485 952 | Wednesday, 5 August<br>2015 | 277.84    |  | 184 Ordinary shares    |
| CBA Equities Limited<br>ACN 003 485 952 | Wednesday, 5 August<br>2015 | 73.99     |  | 49 Ordinary shares     |
| CBA Equities Limited<br>ACN 003 485 952 | Wednesday, 5 August<br>2015 | 501.32    |  | 332 Ordinary shares    |
| CBA Equities Limited<br>ACN 003 485 952 | Wednesday, 5 August<br>2015 | 1,990.18  |  | 1,318 Ordinary shares  |
| CBA Equities Limited                    | Wednesday, 5 August         | 1.51      |  | 1 Ordinary shares      |

|   |                             |          |  |                       |
|---|-----------------------------|----------|--|-----------------------|
| ACN 003 485 952                         | 2015                        |          |  |                       |
| CBA Equities Limited<br>ACN 003 485 952 | Wednesday, 5 August<br>2015 | 158.55   |  | 105 Ordinary shares   |
| CBA Equities Limited<br>ACN 003 485 952 | Wednesday, 5 August<br>2015 | 158.55   |  | 105 Ordinary shares   |
| CBA Equities Limited<br>ACN 003 485 952 | Wednesday, 5 August<br>2015 | 4.54     |  | 3 Ordinary shares     |
| CBA Equities Limited<br>ACN 003 485 952 | Wednesday, 5 August<br>2015 | 71.09    |  | 47 Ordinary shares    |
| CBA Equities Limited<br>ACN 003 485 952 | Wednesday, 5 August<br>2015 | 1,680.39 |  | 1,111 Ordinary shares |
| CBA Equities Limited<br>ACN 003 485 952 | Wednesday, 5 August<br>2015 | 420.47   |  | 278 Ordinary shares   |
| CBA Equities Limited<br>ACN 003 485 952 | Wednesday, 5 August<br>2015 | 1,483.76 |  | 981 Ordinary shares   |
| CBA Equities Limited<br>ACN 003 485 952 | Wednesday, 5 August<br>2015 | 3,854.45 |  | 2,540 Ordinary shares |
| CBA Equities Limited<br>ACN 003 485 952 | Wednesday, 5 August<br>2015 | 3.04     |  | 2 Ordinary shares     |
| CBA Equities Limited<br>ACN 003 485 952 | Wednesday, 5 August<br>2015 | 3,031.97 |  | 1,998 Ordinary shares |
| CBA Equities Limited<br>ACN 003 485 952 | Wednesday, 5 August<br>2015 | 4.57     |  | 3 Ordinary shares     |
| CBA Equities Limited<br>ACN 003 485 952 | Wednesday, 5 August<br>2015 | 15.23    |  | 10 Ordinary shares    |
| CBA Equities Limited<br>ACN 003 485 952 | Wednesday, 5 August<br>2015 | 1,344.37 |  | 883 Ordinary shares   |
| CBA Equities Limited<br>ACN 003 485 952 | Wednesday, 5 August<br>2015 | 338.00   |  | 222 Ordinary shares   |
| CBA Equities Limited<br>ACN 003 485 952 | Wednesday, 5 August<br>2015 | 66.99    |  | 44 Ordinary shares    |
| CBA Equities Limited<br>ACN 003 485 952 | Wednesday, 5 August<br>2015 | 66.99    |  | 44 Ordinary shares    |
| CBA Equities Limited<br>ACN 003 485 952 | Wednesday, 5 August<br>2015 | 283.19   |  | 186 Ordinary shares   |
| CBA Equities Limited<br>ACN 003 485 952 | Wednesday, 5 August<br>2015 | 50.24    |  | 33 Ordinary shares    |

|   |                             |          |  |                       |
|---|-----------------------------|----------|--|-----------------------|
| CBA Equities Limited<br>ACN 003 485 952 | Wednesday, 5 August<br>2015 | 272.53   |  | 179 Ordinary shares   |
| CBA Equities Limited<br>ACN 003 485 952 | Wednesday, 5 August<br>2015 | 97.44    |  | 64 Ordinary shares    |
| CBA Equities Limited<br>ACN 003 485 952 | Wednesday, 5 August<br>2015 | 424.78   |  | 279 Ordinary shares   |
| CBA Equities Limited<br>ACN 003 485 952 | Wednesday, 5 August<br>2015 | 155.29   |  | 102 Ordinary shares   |
| CBA Equities Limited<br>ACN 003 485 952 | Wednesday, 5 August<br>2015 | 80.69    |  | 53 Ordinary shares    |
| CBA Equities Limited<br>ACN 003 485 952 | Wednesday, 5 August<br>2015 | 62.42    |  | 41 Ordinary shares    |
| CBA Equities Limited<br>ACN 003 485 952 | Wednesday, 5 August<br>2015 | 31.97    |  | 21 Ordinary shares    |
| CBA Equities Limited<br>ACN 003 485 952 | Wednesday, 5 August<br>2015 | 12.18    |  | 8 Ordinary shares     |
| CBA Equities Limited<br>ACN 003 485 952 | Wednesday, 5 August<br>2015 | 25.88    |  | 17 Ordinary shares    |
| CBA Equities Limited<br>ACN 003 485 952 | Wednesday, 5 August<br>2015 | 7.61     |  | 5 Ordinary shares     |
| CBA Equities Limited<br>ACN 003 485 952 | Wednesday, 5 August<br>2015 | 15.23    |  | 10 Ordinary shares    |
| CBA Equities Limited<br>ACN 003 485 952 | Wednesday, 5 August<br>2015 | 57.85    |  | 38 Ordinary shares    |
| CBA Equities Limited<br>ACN 003 485 952 | Wednesday, 5 August<br>2015 | 56.33    |  | 37 Ordinary shares    |
| CBA Equities Limited<br>ACN 003 485 952 | Wednesday, 5 August<br>2015 | 2,024.93 |  | 1,330 Ordinary shares |
| CBA Equities Limited<br>ACN 003 485 952 | Wednesday, 5 August<br>2015 | 3,516.97 |  | 2,310 Ordinary shares |
| CBA Equities Limited<br>ACN 003 485 952 | Wednesday, 5 August<br>2015 | 3,186.75 |  | 2,100 Ordinary shares |
| CBA Equities Limited<br>ACN 003 485 952 | Wednesday, 5 August<br>2015 | 91.35    |  | 60 Ordinary shares    |
| CBA Equities Limited<br>ACN 003 485 952 | Wednesday, 5 August<br>2015 | 102.01   |  | 67 Ordinary shares    |
| CBA Equities Limited                    | Wednesday, 5 August         | 327.34   |  | 215 Ordinary shares   |

|   |                             |           |  |                        |
|---|-----------------------------|-----------|--|------------------------|
| ACN 003 485 952                         | 2015                        |           |  |                        |
| CBA Equities Limited<br>ACN 003 485 952 | Wednesday, 5 August<br>2015 | 1,697.59  |  | 1,115 Ordinary shares  |
| CBA Equities Limited<br>ACN 003 485 952 | Wednesday, 5 August<br>2015 | 3,293.17  |  | 2,163 Ordinary shares  |
| CBA Equities Limited<br>ACN 003 485 952 | Wednesday, 5 August<br>2015 | 756.68    |  | 497 Ordinary shares    |
| CBA Equities Limited<br>ACN 003 485 952 | Thursday, 6 August<br>2015  | 636.30    |  | 420 Ordinary shares    |
| CBA Equities Limited<br>ACN 003 485 952 | Thursday, 6 August<br>2015  | 925.66    |  | 611 Ordinary shares    |
| CBA Equities Limited<br>ACN 003 485 952 | Thursday, 6 August<br>2015  | 2,008.30  |  | 1,330 Ordinary shares  |
| CBA Equities Limited<br>ACN 003 485 952 | Thursday, 6 August<br>2015  | 1,968.40  |  | 1,330 Ordinary shares  |
| CBA Equities Limited<br>ACN 003 485 952 | Thursday, 6 August<br>2015  | 1,984.50  |  | 1,350 Ordinary shares  |
| CBA Equities Limited<br>ACN 003 485 952 | Thursday, 6 August<br>2015  | 2,006.00  |  | 1,360 Ordinary shares  |
| CBA Equities Limited<br>ACN 003 485 952 | Thursday, 6 August<br>2015  | 1,983.88  |  | 1,345 Ordinary shares  |
| CBA Equities Limited<br>ACN 003 485 952 | Thursday, 6 August<br>2015  | 1,972.00  |  | 1,360 Ordinary shares  |
| CBA Equities Limited<br>ACN 003 485 952 | Thursday, 6 August<br>2015  | 17,684.20 |  | 12,196 Ordinary shares |
| CBA Equities Limited<br>ACN 003 485 952 | Thursday, 6 August<br>2015  | 11,407.15 |  | 7,867 Ordinary shares  |
| CBA Equities Limited<br>ACN 003 485 952 | Thursday, 6 August<br>2015  | 13,986.70 |  | 9,646 Ordinary shares  |
| CBA Equities Limited<br>ACN 003 485 952 | Thursday, 6 August<br>2015  | 2,074.95  |  | 1,431 Ordinary shares  |
| CBA Equities Limited<br>ACN 003 485 952 | Friday, 7 August 2015       | 2,001.60  |  | 1,390 Ordinary shares  |
| CBA Equities Limited<br>ACN 003 485 952 | Friday, 7 August 2015       | 2,439.36  |  | 1,694 Ordinary shares  |
| CBA Equities Limited<br>ACN 003 485 952 | Friday, 7 August 2015       | 1,625.76  |  | 1,129 Ordinary shares  |



|   |                              |           |  |                        |
|---|------------------------------|-----------|--|------------------------|
| CBA Equities Limited<br>ACN 003 485 952 | Friday, 7 August 2015        | 56.16     |  | 39 Ordinary shares     |
| CBA Equities Limited<br>ACN 003 485 952 | Monday, 10 August<br>2015    | 235.54    |  | 163 Ordinary shares    |
| CBA Equities Limited<br>ACN 003 485 952 | Monday, 10 August<br>2015    | 478.30    |  | 331 Ordinary shares    |
| CBA Equities Limited<br>ACN 003 485 952 | Monday, 10 August<br>2015    | 478.30    |  | 331 Ordinary shares    |
| CBA Equities Limited<br>ACN 003 485 952 | Monday, 10 August<br>2015    | 478.30    |  | 331 Ordinary shares    |
| CBA Equities Limited<br>ACN 003 485 952 | Monday, 10 August<br>2015    | 478.30    |  | 331 Ordinary shares    |
| CBA Equities Limited<br>ACN 003 485 952 | Monday, 10 August<br>2015    | 10,028.30 |  | 6,940 Ordinary shares  |
| CBA Equities Limited<br>ACN 003 485 952 | Monday, 10 August<br>2015    | 534.65    |  | 370 Ordinary shares    |
| CBA Equities Limited<br>ACN 003 485 952 | Monday, 10 August<br>2015    | 1,372.75  |  | 950 Ordinary shares    |
| CBA Equities Limited<br>ACN 003 485 952 | Monday, 10 August<br>2015    | 1,966.25  |  | 1,375 Ordinary shares  |
| CBA Equities Limited<br>ACN 003 485 952 | Tuesday, 11 August<br>2015   | 5,276.22  |  | 3,742 Ordinary shares  |
| CBA Equities Limited<br>ACN 003 485 952 | Tuesday, 11 August<br>2015   | 121.26    |  | 86 Ordinary shares     |
| CBA Equities Limited<br>ACN 003 485 952 | Tuesday, 11 August<br>2015   | 11,990.64 |  | 8,504 Ordinary shares  |
| CBA Equities Limited<br>ACN 003 485 952 | Tuesday, 11 August<br>2015   | 2,755.14  |  | 1,954 Ordinary shares  |
| CBA Equities Limited<br>ACN 003 485 952 | Tuesday, 11 August<br>2015   | 365.30    |  | 260 Ordinary shares    |
| CBA Equities Limited<br>ACN 003 485 952 | Tuesday, 11 August<br>2015   | 28,250.33 |  | 20,107 Ordinary shares |
| CBA Equities Limited<br>ACN 003 485 952 | Wednesday, 12 August<br>2015 | 1,946.00  |  | 1,390 Ordinary shares  |
| CBA Equities Limited<br>ACN 003 485 952 | Thursday, 13 August<br>2015  | 488.52    |  | 354 Ordinary shares    |
| CBA Equities Limited                    | Thursday, 13 August          | 1,836.78  |  | 1,331 Ordinary shares  |

|   |                             |           |  |                        |
|---|-----------------------------|-----------|--|------------------------|
| ACN 003 485 952                         | 2015                        |           |  |                        |
| CBA Equities Limited<br>ACN 003 485 952 | Thursday, 13 August<br>2015 | 456.78    |  | 331 Ordinary shares    |
| CBA Equities Limited<br>ACN 003 485 952 | Thursday, 13 August<br>2015 | 456.78    |  | 331 Ordinary shares    |
| CBA Equities Limited<br>ACN 003 485 952 | Thursday, 13 August<br>2015 | 110.40    |  | 80 Ordinary shares     |
| CBA Equities Limited<br>ACN 003 485 952 | Thursday, 13 August<br>2015 | 3,197.93  |  | 2,330 Ordinary shares  |
| CBA Equities Limited<br>ACN 003 485 952 | Thursday, 13 August<br>2015 | 2,979.75  |  | 2,175 Ordinary shares  |
| CBA Equities Limited<br>ACN 003 485 952 | Friday, 14 August 2015      | 7,118.04  |  | 5,158 Ordinary shares  |
| CBA Equities Limited<br>ACN 003 485 952 | Monday, 17 August<br>2015   | 106.86    |  | 78 Ordinary shares     |
| CBA Equities Limited<br>ACN 003 485 952 | Monday, 17 August<br>2015   | 452.10    |  | 330 Ordinary shares    |
| CBA Equities Limited<br>ACN 003 485 952 | Monday, 17 August<br>2015   | 452.10    |  | 330 Ordinary shares    |
| CBA Equities Limited<br>ACN 003 485 952 | Monday, 17 August<br>2015   | 1,168.61  |  | 853 Ordinary shares    |
| CBA Equities Limited<br>ACN 003 485 952 | Monday, 17 August<br>2015   | 276.74    |  | 202 Ordinary shares    |
| CBA Equities Limited<br>ACN 003 485 952 | Monday, 17 August<br>2015   | 4,094.46  |  | 2,967 Ordinary shares  |
| CBA Equities Limited<br>ACN 003 485 952 | Monday, 17 August<br>2015   | 300.84    |  | 218 Ordinary shares    |
| CBA Equities Limited<br>ACN 003 485 952 | Monday, 17 August<br>2015   | 2,880.06  |  | 2,087 Ordinary shares  |
| CBA Equities Limited<br>ACN 003 485 952 | Monday, 17 August<br>2015   | 41,635.98 |  | 30,171 Ordinary shares |
| CBA Equities Limited<br>ACN 003 485 952 | Monday, 17 August<br>2015   | 32,431.38 |  | 23,501 Ordinary shares |
| CBA Equities Limited<br>ACN 003 485 952 | Monday, 17 August<br>2015   | 6,279.00  |  | 4,550 Ordinary shares  |
| CBA Equities Limited<br>ACN 003 485 952 | Monday, 17 August<br>2015   | 1,914.06  |  | 1,387 Ordinary shares  |

|   |                              |           |  |                       |
|---|------------------------------|-----------|--|-----------------------|
| CBA Equities Limited<br>ACN 003 485 952 | Monday, 17 August<br>2015    | 6,408.72  |  | 4,644 Ordinary shares |
| CBA Equities Limited<br>ACN 003 485 952 | Tuesday, 18 August<br>2015   | 1,981.00  |  | 1,415 Ordinary shares |
| CBA Equities Limited<br>ACN 003 485 952 | Tuesday, 18 August<br>2015   | 4,672.74  |  | 3,314 Ordinary shares |
| CBA Equities Limited<br>ACN 003 485 952 | Wednesday, 19 August<br>2015 | 7,767.43  |  | 5,302 Ordinary shares |
| CBA Equities Limited<br>ACN 003 485 952 | Thursday, 20 August<br>2015  | 1,550.05  |  | 1,069 Ordinary shares |
| CBA Equities Limited<br>ACN 003 485 952 | Thursday, 20 August<br>2015  | 4,539.95  |  | 3,131 Ordinary shares |
| CBA Equities Limited<br>ACN 003 485 952 | Thursday, 20 August<br>2015  | 1,787.85  |  | 1,233 Ordinary shares |
| CBA Equities Limited<br>ACN 003 485 952 | Thursday, 20 August<br>2015  | 379.90    |  | 262 Ordinary shares   |
| CBA Equities Limited<br>ACN 003 485 952 | Thursday, 20 August<br>2015  | 60.90     |  | 42 Ordinary shares    |
| CBA Equities Limited<br>ACN 003 485 952 | Thursday, 20 August<br>2015  | 7,277.55  |  | 5,019 Ordinary shares |
| CBA Equities Limited<br>ACN 003 485 952 | Thursday, 20 August<br>2015  | 2,041.60  |  | 1,408 Ordinary shares |
| CBA Equities Limited<br>ACN 003 485 952 | Thursday, 20 August<br>2015  | 508.95    |  | 351 Ordinary shares   |
| CBA Equities Limited<br>ACN 003 485 952 | Thursday, 20 August<br>2015  | 952.65    |  | 657 Ordinary shares   |
| CBA Equities Limited<br>ACN 003 485 952 | Thursday, 20 August<br>2015  | 1,534.10  |  | 1,058 Ordinary shares |
| CBA Equities Limited<br>ACN 003 485 952 | Thursday, 20 August<br>2015  | 2,665.10  |  | 1,838 Ordinary shares |
| CBA Equities Limited<br>ACN 003 485 952 | Friday, 21 August 2015       | 180.34    |  | 127 Ordinary shares   |
| CBA Equities Limited<br>ACN 003 485 952 | Friday, 21 August 2015       | 3,267.42  |  | 2,301 Ordinary shares |
| CBA Equities Limited<br>ACN 003 485 952 | Friday, 21 August 2015       | 10,289.32 |  | 7,246 Ordinary shares |
| CBA Equities Limited                    | Friday, 21 August 2015       | 940.04    |  | 662 Ordinary shares   |

|   |                              |           |  |                       |
|---|------------------------------|-----------|--|-----------------------|
| ACN 003 485 952                         |                              |           |  |                       |
| CBA Equities Limited<br>ACN 003 485 952 | Friday, 21 August 2015       | 514.04    |  | 362 Ordinary shares   |
| CBA Equities Limited<br>ACN 003 485 952 | Friday, 21 August 2015       | 1,175.76  |  | 828 Ordinary shares   |
| CBA Equities Limited<br>ACN 003 485 952 | Friday, 21 August 2015       | 93.72     |  | 66 Ordinary shares    |
| CBA Equities Limited<br>ACN 003 485 952 | Friday, 21 August 2015       | 376.30    |  | 265 Ordinary shares   |
| CBA Equities Limited<br>ACN 003 485 952 | Friday, 21 August 2015       | 563.74    |  | 397 Ordinary shares   |
| CBA Equities Limited<br>ACN 003 485 952 | Friday, 21 August 2015       | 2,185.38  |  | 1,539 Ordinary shares |
| CBA Equities Limited<br>ACN 003 485 952 | Friday, 21 August 2015       | 3,980.98  |  | 2,755 Ordinary shares |
| CBA Equities Limited<br>ACN 003 485 952 | Friday, 21 August 2015       | 4,803.85  |  | 3,313 Ordinary shares |
| CBA Equities Limited<br>ACN 003 485 952 | Monday, 24 August<br>2015    | 1,980.55  |  | 1,385 Ordinary shares |
| CBA Equities Limited<br>ACN 003 485 952 | Monday, 24 August<br>2015    | 7.15      |  | 5 Ordinary shares     |
| CBA Equities Limited<br>ACN 003 485 952 | Monday, 24 August<br>2015    | 1,952.95  |  | 1,390 Ordinary shares |
| CBA Equities Limited<br>ACN 003 485 952 | Monday, 24 August<br>2015    | 1.41      |  | 1 Ordinary shares     |
| CBA Equities Limited<br>ACN 003 485 952 | Monday, 24 August<br>2015    | 1,566.58  |  | 1,115 Ordinary shares |
| CBA Equities Limited<br>ACN 003 485 952 | Tuesday, 25 August<br>2015   | 92.73     |  | 66 Ordinary shares    |
| CBA Equities Limited<br>ACN 003 485 952 | Tuesday, 25 August<br>2015   | 390.59    |  | 278 Ordinary shares   |
| CBA Equities Limited<br>ACN 003 485 952 | Tuesday, 25 August<br>2015   | 1,483.68  |  | 1,056 Ordinary shares |
| CBA Equities Limited<br>ACN 003 485 952 | Tuesday, 25 August<br>2015   | 14,011.17 |  | 9,937 Ordinary shares |
| CBA Equities Limited<br>ACN 003 485 952 | Wednesday, 26 August<br>2015 | 4,395.99  |  | 3,174 Ordinary shares |

|   |                              |           |  |                        |
|---|------------------------------|-----------|--|------------------------|
| CBA Equities Limited<br>ACN 003 485 952 | Wednesday, 26 August<br>2015 | 2.77      |  | 2 Ordinary shares      |
| CBA Equities Limited<br>ACN 003 485 952 | Wednesday, 26 August<br>2015 | 527.69    |  | 381 Ordinary shares    |
| CBA Equities Limited<br>ACN 003 485 952 | Wednesday, 26 August<br>2015 | 613.55    |  | 443 Ordinary shares    |
| CBA Equities Limited<br>ACN 003 485 952 | Wednesday, 26 August<br>2015 | 7,041.34  |  | 5,084 Ordinary shares  |
| CBA Equities Limited<br>ACN 003 485 952 | Wednesday, 26 August<br>2015 | 567.85    |  | 410 Ordinary shares    |
| CBA Equities Limited<br>ACN 003 485 952 | Wednesday, 26 August<br>2015 | 509.68    |  | 368 Ordinary shares    |
| CBA Equities Limited<br>ACN 003 485 952 | Wednesday, 26 August<br>2015 | 1,832.36  |  | 1,323 Ordinary shares  |
| CBA Equities Limited<br>ACN 003 485 952 | Wednesday, 26 August<br>2015 | 1,832.36  |  | 1,323 Ordinary shares  |
| CBA Equities Limited<br>ACN 003 485 952 | Wednesday, 26 August<br>2015 | 457.05    |  | 330 Ordinary shares    |
| CBA Equities Limited<br>ACN 003 485 952 | Wednesday, 26 August<br>2015 | 457.05    |  | 330 Ordinary shares    |
| CBA Equities Limited<br>ACN 003 485 952 | Wednesday, 26 August<br>2015 | 1,407.16  |  | 1,016 Ordinary shares  |
| CBA Equities Limited<br>ACN 003 485 952 | Wednesday, 26 August<br>2015 | 1,044.66  |  | 757 Ordinary shares    |
| CBA Equities Limited<br>ACN 003 485 952 | Wednesday, 26 August<br>2015 | 2,002.13  |  | 1,425 Ordinary shares  |
| CBA Equities Limited<br>ACN 003 485 952 | Wednesday, 26 August<br>2015 | 1,980.90  |  | 1,420 Ordinary shares  |
| CBA Equities Limited<br>ACN 003 485 952 | Wednesday, 26 August<br>2015 | 3,024.70  |  | 2,086 Ordinary shares  |
| CBA Equities Limited<br>ACN 003 485 952 | Wednesday, 26 August<br>2015 | 1,777.70  |  | 1,226 Ordinary shares  |
| CBA Equities Limited<br>ACN 003 485 952 | Wednesday, 26 August<br>2015 | 627.85    |  | 433 Ordinary shares    |
| CBA Equities Limited<br>ACN 003 485 952 | Wednesday, 26 August<br>2015 | 18,567.25 |  | 12,805 Ordinary shares |
| CBA Equities Limited                    | Wednesday, 26 August         | 4,503.70  |  | 3,106 Ordinary shares  |

|   |                              |           |  |                        |
|---|------------------------------|-----------|--|------------------------|
| ACN 003 485 952                         | 2015                         |           |  |                        |
| CBA Equities Limited<br>ACN 003 485 952 | Wednesday, 26 August<br>2015 | 578.55    |  | 399 Ordinary shares    |
| CBA Equities Limited<br>ACN 003 485 952 | Wednesday, 26 August<br>2015 | 55,144.95 |  | 38,031 Ordinary shares |
| CBA Equities Limited<br>ACN 003 485 952 | Wednesday, 26 August<br>2015 | 1,380.40  |  | 952 Ordinary shares    |
| CBA Equities Limited<br>ACN 003 485 952 | Thursday, 27 August<br>2015  | 210.24    |  | 144 Ordinary shares    |
| CBA Equities Limited<br>ACN 003 485 952 | Thursday, 27 August<br>2015  | 264.26    |  | 181 Ordinary shares    |
| CBA Equities Limited<br>ACN 003 485 952 | Thursday, 27 August<br>2015  | 483.26    |  | 331 Ordinary shares    |
| CBA Equities Limited<br>ACN 003 485 952 | Thursday, 27 August<br>2015  | 2,414.84  |  | 1,654 Ordinary shares  |
| CBA Equities Limited<br>ACN 003 485 952 | Thursday, 27 August<br>2015  | 1,931.58  |  | 1,323 Ordinary shares  |
| CBA Equities Limited<br>ACN 003 485 952 | Thursday, 27 August<br>2015  | 508.08    |  | 348 Ordinary shares    |
| CBA Equities Limited<br>ACN 003 485 952 | Thursday, 27 August<br>2015  | 1.46      |  | 1 Ordinary shares      |
| CBA Equities Limited<br>ACN 003 485 952 | Thursday, 27 August<br>2015  | 9,934.50  |  | 6,623 Ordinary shares  |
| CBA Equities Limited<br>ACN 003 485 952 | Friday, 28 August 2015       | 2,245.88  |  | 1,325 Ordinary shares  |
| CBA Equities Limited<br>ACN 003 485 952 | Monday, 31 August<br>2015    | 1.63      |  | 1 Ordinary shares      |
| CBA Equities Limited<br>ACN 003 485 952 | Monday, 31 August<br>2015    | 2,171.40  |  | 1,320 Ordinary shares  |
| CBA Equities Limited<br>ACN 003 485 952 | Monday, 31 August<br>2015    | 2,171.40  |  | 1,320 Ordinary shares  |
| CBA Equities Limited<br>ACN 003 485 952 | Monday, 31 August<br>2015    | 2,171.40  |  | 1,320 Ordinary shares  |
| CBA Equities Limited<br>ACN 003 485 952 | Monday, 31 August<br>2015    | 2,171.40  |  | 1,320 Ordinary shares  |
| CBA Equities Limited<br>ACN 003 485 952 | Tuesday, 1 September<br>2015 | 19,517.76 |  | 12,048 Ordinary shares |

|   |                                |          |  |                       |
|---|--------------------------------|----------|--|-----------------------|
| CBA Equities Limited<br>ACN 003 485 952 | Wednesday, 2<br>September 2015 | 7,443.20 |  | 4,652 Ordinary shares |
| CBA Equities Limited<br>ACN 003 485 952 | Wednesday, 2<br>September 2015 | 2,793.60 |  | 1,746 Ordinary shares |
| CBA Equities Limited<br>ACN 003 485 952 | Wednesday, 2<br>September 2015 | 2,115.20 |  | 1,322 Ordinary shares |
| CBA Equities Limited<br>ACN 003 485 952 | Wednesday, 2<br>September 2015 | 2,115.20 |  | 1,322 Ordinary shares |
| CBA Equities Limited<br>ACN 003 485 952 | Wednesday, 2<br>September 2015 | 1,057.60 |  | 661 Ordinary shares   |
| CBA Equities Limited<br>ACN 003 485 952 | Wednesday, 2<br>September 2015 | 2,115.20 |  | 1,322 Ordinary shares |
| CBA Equities Limited<br>ACN 003 485 952 | Wednesday, 2<br>September 2015 | 528.00   |  | 330 Ordinary shares   |
| CBA Equities Limited<br>ACN 003 485 952 | Wednesday, 2<br>September 2015 | 528.00   |  | 330 Ordinary shares   |
| CBA Equities Limited<br>ACN 003 485 952 | Wednesday, 2<br>September 2015 | 528.00   |  | 330 Ordinary shares   |
| CBA Equities Limited<br>ACN 003 485 952 | Wednesday, 2<br>September 2015 | 468.80   |  | 293 Ordinary shares   |
| CBA Equities Limited<br>ACN 003 485 952 | Wednesday, 2<br>September 2015 | 2,079.00 |  | 1,320 Ordinary shares |
| CBA Equities Limited<br>ACN 003 485 952 | Wednesday, 2<br>September 2015 | 1.62     |  | 1 Ordinary shares     |
| CBA Equities Limited<br>ACN 003 485 952 | Thursday, 3 September<br>2015  | 442.26   |  | 273 Ordinary shares   |
| CBA Equities Limited<br>ACN 003 485 952 | Thursday, 3 September<br>2015  | 4,304.34 |  | 2,657 Ordinary shares |
| CBA Equities Limited<br>ACN 003 485 952 | Thursday, 3 September<br>2015  | 1,696.14 |  | 1,047 Ordinary shares |
| CBA Equities Limited<br>ACN 003 485 952 | Thursday, 3 September<br>2015  | 1,547.10 |  | 955 Ordinary shares   |
| CBA Equities Limited<br>ACN 003 485 952 | Thursday, 3 September<br>2015  | 852.12   |  | 526 Ordinary shares   |
| CBA Equities Limited<br>ACN 003 485 952 | Thursday, 3 September<br>2015  | 1.62     |  | 1 Ordinary shares     |
| CBA Equities Limited                    | Thursday, 3 September          | 2,098.80 |  | 1,320 Ordinary shares |

|   |                               |           |  |                        |
|---|-------------------------------|-----------|--|------------------------|
| ACN 003 485 952                         | 2015                          |           |  |                        |
| CBA Equities Limited<br>ACN 003 485 952 | Thursday, 3 September<br>2015 | 81.90     |  | 52 Ordinary shares     |
| CBA Equities Limited<br>ACN 003 485 952 | Thursday, 3 September<br>2015 | 1,997.10  |  | 1,268 Ordinary shares  |
| CBA Equities Limited<br>ACN 003 485 952 | Thursday, 3 September<br>2015 | 329.66    |  | 212 Ordinary shares    |
| CBA Equities Limited<br>ACN 003 485 952 | Thursday, 3 September<br>2015 | 45,042.13 |  | 28,966 Ordinary shares |
| CBA Equities Limited<br>ACN 003 485 952 | Thursday, 3 September<br>2015 | 18.66     |  | 12 Ordinary shares     |
| CBA Equities Limited<br>ACN 003 485 952 | Friday, 4 September<br>2015   | 5,468.54  |  | 3,551 Ordinary shares  |
| CBA Equities Limited<br>ACN 003 485 952 | Friday, 4 September<br>2015   | 4,620.00  |  | 3,000 Ordinary shares  |
| CBA Equities Limited<br>ACN 003 485 952 | Friday, 4 September<br>2015   | 508.20    |  | 330 Ordinary shares    |
| CBA Equities Limited<br>ACN 003 485 952 | Friday, 4 September<br>2015   | 508.20    |  | 330 Ordinary shares    |
| CBA Equities Limited<br>ACN 003 485 952 | Friday, 4 September<br>2015   | 508.20    |  | 330 Ordinary shares    |
| CBA Equities Limited<br>ACN 003 485 952 | Friday, 4 September<br>2015   | 508.20    |  | 330 Ordinary shares    |
| CBA Equities Limited<br>ACN 003 485 952 | Friday, 4 September<br>2015   | 7,686.14  |  | 4,991 Ordinary shares  |
| CBA Equities Limited<br>ACN 003 485 952 | Friday, 4 September<br>2015   | 2,019.60  |  | 1,320 Ordinary shares  |
| CBA Equities Limited<br>ACN 003 485 952 | Monday, 7 September<br>2015   | 2,858.20  |  | 1,844 Ordinary shares  |
| CBA Equities Limited<br>ACN 003 485 952 | Monday, 7 September<br>2015   | 1,297.35  |  | 837 Ordinary shares    |
| CBA Equities Limited<br>ACN 003 485 952 | Monday, 7 September<br>2015   | 815.30    |  | 526 Ordinary shares    |
| CBA Equities Limited<br>ACN 003 485 952 | Monday, 7 September<br>2015   | 2,672.20  |  | 1,724 Ordinary shares  |
| CBA Equities Limited<br>ACN 003 485 952 | Monday, 7 September<br>2015   | 2,804.07  |  | 1,812 Ordinary shares  |



|   |                                |           |  |                        |
|---|--------------------------------|-----------|--|------------------------|
| CBA Equities Limited<br>ACN 003 485 952 | Tuesday, 8 September<br>2015   | 382.53    |  | 246 Ordinary shares    |
| CBA Equities Limited<br>ACN 003 485 952 | Tuesday, 8 September<br>2015   | 7,941.38  |  | 5,107 Ordinary shares  |
| CBA Equities Limited<br>ACN 003 485 952 | Tuesday, 8 September<br>2015   | 10,482.25 |  | 6,741 Ordinary shares  |
| CBA Equities Limited<br>ACN 003 485 952 | Tuesday, 8 September<br>2015   | 1,194.24  |  | 768 Ordinary shares    |
| CBA Equities Limited<br>ACN 003 485 952 | Tuesday, 8 September<br>2015   | 2,478.84  |  | 1,589 Ordinary shares  |
| CBA Equities Limited<br>ACN 003 485 952 | Tuesday, 8 September<br>2015   | 46,587.84 |  | 29,864 Ordinary shares |
| CBA Equities Limited<br>ACN 003 485 952 | Wednesday, 9<br>September 2015 | 3,242.10  |  | 2,020 Ordinary shares  |
| CBA Equities Limited<br>ACN 003 485 952 | Wednesday, 9<br>September 2015 | 2,098.80  |  | 1,320 Ordinary shares  |
| CBA Equities Limited<br>ACN 003 485 952 | Wednesday, 9<br>September 2015 | 1,081.20  |  | 680 Ordinary shares    |
| CBA Equities Limited<br>ACN 003 485 952 | Wednesday, 9<br>September 2015 | 1,025.55  |  | 645 Ordinary shares    |
| CBA Equities Limited<br>ACN 003 485 952 | Wednesday, 9<br>September 2015 | 4,198.94  |  | 2,645 Ordinary shares  |
| CBA Equities Limited<br>ACN 003 485 952 | Wednesday, 9<br>September 2015 | 1,679.57  |  | 1,058 Ordinary shares  |
| CBA Equities Limited<br>ACN 003 485 952 | Wednesday, 9<br>September 2015 | 703.74    |  | 444 Ordinary shares    |
| CBA Equities Limited<br>ACN 003 485 952 | Wednesday, 9<br>September 2015 | 1,388.46  |  | 876 Ordinary shares    |
| CBA Equities Limited<br>ACN 003 485 952 | Wednesday, 9<br>September 2015 | 1,149.13  |  | 725 Ordinary shares    |
| CBA Equities Limited<br>ACN 003 485 952 | Wednesday, 9<br>September 2015 | 4,212.16  |  | 2,645 Ordinary shares  |
| CBA Equities Limited<br>ACN 003 485 952 | Wednesday, 9<br>September 2015 | 955.67    |  | 602 Ordinary shares    |
| CBA Equities Limited<br>ACN 003 485 952 | Wednesday, 9<br>September 2015 | 1,257.30  |  | 792 Ordinary shares    |
| CBA Equities Limited                    | Wednesday, 9                   | 3,505.95  |  | 2,205 Ordinary shares  |

|   |                                |           |  |                       |
|---|--------------------------------|-----------|--|-----------------------|
| ACN 003 485 952                         | September 2015                 |           |  |                       |
| CBA Equities Limited<br>ACN 003 485 952 | Wednesday, 9<br>September 2015 | 5,241.60  |  | 3,307 Ordinary shares |
| CBA Equities Limited<br>ACN 003 485 952 | Wednesday, 9<br>September 2015 | 12,586.49 |  | 7,941 Ordinary shares |
| CBA Equities Limited<br>ACN 003 485 952 | Wednesday, 9<br>September 2015 | 12,586.49 |  | 7,941 Ordinary shares |
| CBA Equities Limited<br>ACN 003 485 952 | Thursday, 10 September<br>2015 | 3,064.35  |  | 1,977 Ordinary shares |
| CBA Equities Limited<br>ACN 003 485 952 | Thursday, 10 September<br>2015 | 6,934.70  |  | 4,474 Ordinary shares |
| CBA Equities Limited<br>ACN 003 485 952 | Thursday, 10 September<br>2015 | 2,049.10  |  | 1,322 Ordinary shares |
| CBA Equities Limited<br>ACN 003 485 952 | Thursday, 10 September<br>2015 | 2,049.10  |  | 1,322 Ordinary shares |
| CBA Equities Limited<br>ACN 003 485 952 | Thursday, 10 September<br>2015 | 2,049.10  |  | 1,322 Ordinary shares |
| CBA Equities Limited<br>ACN 003 485 952 | Thursday, 10 September<br>2015 | 2,049.10  |  | 1,322 Ordinary shares |
| CBA Equities Limited<br>ACN 003 485 952 | Thursday, 10 September<br>2015 | 513.05    |  | 331 Ordinary shares   |
| CBA Equities Limited<br>ACN 003 485 952 | Thursday, 10 September<br>2015 | 849.40    |  | 548 Ordinary shares   |
| CBA Equities Limited<br>ACN 003 485 952 | Thursday, 10 September<br>2015 | 2,006.40  |  | 1,320 Ordinary shares |
| CBA Equities Limited<br>ACN 003 485 952 | Friday, 11 September<br>2015   | 379.08    |  | 243 Ordinary shares   |
| CBA Equities Limited<br>ACN 003 485 952 | Monday, 14 September<br>2015   | 3,190.30  |  | 2,092 Ordinary shares |
| CBA Equities Limited<br>ACN 003 485 952 | Monday, 14 September<br>2015   | 1,396.90  |  | 916 Ordinary shares   |
| CBA Equities Limited<br>ACN 003 485 952 | Monday, 14 September<br>2015   | 503.25    |  | 330 Ordinary shares   |
| CBA Equities Limited<br>ACN 003 485 952 | Monday, 14 September<br>2015   | 503.25    |  | 330 Ordinary shares   |
| CBA Equities Limited<br>ACN 003 485 952 | Monday, 14 September<br>2015   | 503.25    |  | 330 Ordinary shares   |

|   |                                 |           |  |                       |
|---|---------------------------------|-----------|--|-----------------------|
| CBA Equities Limited<br>ACN 003 485 952 | Monday, 14 September<br>2015    | 2,284.45  |  | 1,498 Ordinary shares |
| CBA Equities Limited<br>ACN 003 485 952 | Monday, 14 September<br>2015    | 11,170.63 |  | 7,325 Ordinary shares |
| CBA Equities Limited<br>ACN 003 485 952 | Monday, 14 September<br>2015    | 1,993.20  |  | 1,320 Ordinary shares |
| CBA Equities Limited<br>ACN 003 485 952 | Monday, 14 September<br>2015    | 1,986.60  |  | 1,320 Ordinary shares |
| CBA Equities Limited<br>ACN 003 485 952 | Monday, 14 September<br>2015    | 1,987.50  |  | 1,325 Ordinary shares |
| CBA Equities Limited<br>ACN 003 485 952 | Monday, 14 September<br>2015    | 5,715.00  |  | 3,810 Ordinary shares |
| CBA Equities Limited<br>ACN 003 485 952 | Monday, 14 September<br>2015    | 2,902.50  |  | 1,935 Ordinary shares |
| CBA Equities Limited<br>ACN 003 485 952 | Monday, 14 September<br>2015    | 1,293.00  |  | 862 Ordinary shares   |
| CBA Equities Limited<br>ACN 003 485 952 | Wednesday, 16<br>September 2015 | 31.35     |  | 20 Ordinary shares    |
| CBA Equities Limited<br>ACN 003 485 952 | Wednesday, 16<br>September 2015 | 231.99    |  | 148 Ordinary shares   |
| CBA Equities Limited<br>ACN 003 485 952 | Wednesday, 16<br>September 2015 | 18.81     |  | 12 Ordinary shares    |
| CBA Equities Limited<br>ACN 003 485 952 | Wednesday, 16<br>September 2015 | 2,581.97  |  | 1,629 Ordinary shares |
| CBA Equities Limited<br>ACN 003 485 952 | Wednesday, 16<br>September 2015 | 2,640.61  |  | 1,666 Ordinary shares |
| CBA Equities Limited<br>ACN 003 485 952 | Wednesday, 16<br>September 2015 | 221.36    |  | 139 Ordinary shares   |
| CBA Equities Limited<br>ACN 003 485 952 | Wednesday, 16<br>September 2015 | 676.26    |  | 422 Ordinary shares   |
| CBA Equities Limited<br>ACN 003 485 952 | Wednesday, 16<br>September 2015 | 463.27    |  | 290 Ordinary shares   |
| CBA Equities Limited<br>ACN 003 485 952 | Wednesday, 16<br>September 2015 | 443.89    |  | 277 Ordinary shares   |
| CBA Equities Limited<br>ACN 003 485 952 | Wednesday, 16<br>September 2015 | 440.69    |  | 275 Ordinary shares   |
| CBA Equities Limited                    | Wednesday, 16                   | 482.35    |  | 301 Ordinary shares   |

|   |                                 |            |  |                         |
|---|---------------------------------|------------|--|-------------------------|
| ACN 003 485 952                         | September 2015                  |            |  |                         |
| CBA Equities Limited<br>ACN 003 485 952 | Wednesday, 16<br>September 2015 | 70.51      |  | 44 Ordinary shares      |
| CBA Equities Limited<br>ACN 003 485 952 | Wednesday, 16<br>September 2015 | 118.59     |  | 74 Ordinary shares      |
| CBA Equities Limited<br>ACN 003 485 952 | Wednesday, 16<br>September 2015 | 982.33     |  | 613 Ordinary shares     |
| CBA Equities Limited<br>ACN 003 485 952 | Wednesday, 16<br>September 2015 | 4,224.00   |  | 2,640 Ordinary shares   |
| CBA Equities Limited<br>ACN 003 485 952 | Wednesday, 16<br>September 2015 | 2,098.80   |  | 1,320 Ordinary shares   |
| CBA Equities Limited<br>ACN 003 485 952 | Wednesday, 16<br>September 2015 | 11,773.13  |  | 7,475 Ordinary shares   |
| CBA Equities Limited<br>ACN 003 485 952 | Wednesday, 16<br>September 2015 | 2,037.75   |  | 1,300 Ordinary shares   |
| CBA Equities Limited<br>ACN 003 485 952 | Wednesday, 16<br>September 2015 | 1,120.76   |  | 715 Ordinary shares     |
| CBA Equities Limited<br>ACN 003 485 952 | Wednesday, 16<br>September 2015 | 561.16     |  | 358 Ordinary shares     |
| CBA Equities Limited<br>ACN 003 485 952 | Wednesday, 16<br>September 2015 | 280.58     |  | 179 Ordinary shares     |
| CBA Equities Limited<br>ACN 003 485 952 | Wednesday, 16<br>September 2015 | 279.01     |  | 178 Ordinary shares     |
| CBA Equities Limited<br>ACN 003 485 952 | Wednesday, 16<br>September 2015 | 4.70       |  | 3 Ordinary shares       |
| CBA Equities Limited<br>ACN 003 485 952 | Wednesday, 16<br>September 2015 | 1,267.65   |  | 810 Ordinary shares     |
| CBA Equities Limited<br>ACN 003 485 952 | Wednesday, 16<br>September 2015 | 10,454.20  |  | 6,680 Ordinary shares   |
| CBA Equities Limited<br>ACN 003 485 952 | Wednesday, 16<br>September 2015 | 5,184.14   |  | 3,302 Ordinary shares   |
| CBA Equities Limited<br>ACN 003 485 952 | Wednesday, 16<br>September 2015 | 21,292.34  |  | 13,562 Ordinary shares  |
| CBA Equities Limited<br>ACN 003 485 952 | Wednesday, 16<br>September 2015 | 320,064.88 |  | 210,569 Ordinary shares |
| CBA Equities Limited<br>ACN 003 485 952 | Wednesday, 16<br>September 2015 | 80,015.84  |  | 52,642 Ordinary shares  |

|   |                                 |            |  |                        |
|---|---------------------------------|------------|--|------------------------|
| CBA Equities Limited<br>ACN 003 485 952 | Wednesday, 16<br>September 2015 | 100,420.32 |  | 66,066 Ordinary shares |
| CBA Equities Limited<br>ACN 003 485 952 | Wednesday, 16<br>September 2015 | 120,023.76 |  | 78,963 Ordinary shares |
| CBA Equities Limited<br>ACN 003 485 952 | Thursday, 17 September<br>2015  | 40,764.80  |  | 25,478 Ordinary shares |
| CBA Equities Limited<br>ACN 003 485 952 | Monday, 21 September<br>2015    | 722.20     |  | 460 Ordinary shares    |
| CBA Equities Limited<br>ACN 003 485 952 | Monday, 21 September<br>2015    | 3,552.91   |  | 2,263 Ordinary shares  |
| CBA Equities Limited<br>ACN 003 485 952 | Monday, 21 September<br>2015    | 1,204.19   |  | 767 Ordinary shares    |
| CBA Equities Limited<br>ACN 003 485 952 | Monday, 21 September<br>2015    | 722.20     |  | 460 Ordinary shares    |
| CBA Equities Limited<br>ACN 003 485 952 | Monday, 21 September<br>2015    | 722.20     |  | 460 Ordinary shares    |
| CBA Equities Limited<br>ACN 003 485 952 | Monday, 21 September<br>2015    | 722.20     |  | 460 Ordinary shares    |
| CBA Equities Limited<br>ACN 003 485 952 | Monday, 21 September<br>2015    | 204.10     |  | 130 Ordinary shares    |
| CBA Equities Limited<br>ACN 003 485 952 | Tuesday, 22 September<br>2015   | 528.08     |  | 328 Ordinary shares    |
| CBA Equities Limited<br>ACN 003 485 952 | Tuesday, 22 September<br>2015   | 1,597.12   |  | 992 Ordinary shares    |
| CBA Equities Limited<br>ACN 003 485 952 | Tuesday, 22 September<br>2015   | 162.48     |  | 103 Ordinary shares    |
| CBA Equities Limited<br>ACN 003 485 952 | Tuesday, 22 September<br>2015   | 1.58       |  | 1 Ordinary shares      |
| CBA Equities Limited<br>ACN 003 485 952 | Tuesday, 22 September<br>2015   | 1,490.74   |  | 945 Ordinary shares    |
| CBA Equities Limited<br>ACN 003 485 952 | Tuesday, 22 September<br>2015   | 1,763.65   |  | 1,118 Ordinary shares  |
| CBA Equities Limited<br>ACN 003 485 952 | Tuesday, 22 September<br>2015   | 149.86     |  | 95 Ordinary shares     |
| CBA Equities Limited<br>ACN 003 485 952 | Tuesday, 22 September<br>2015   | 149.86     |  | 95 Ordinary shares     |
| CBA Equities Limited                    | Tuesday, 22 September           | 145.13     |  | 92 Ordinary shares     |

|   |                                 |           |  |                        |
|---|---------------------------------|-----------|--|------------------------|
| ACN 003 485 952                         | 2015                            |           |  |                        |
| CBA Equities Limited<br>ACN 003 485 952 | Tuesday, 22 September<br>2015   | 50.48     |  | 32 Ordinary shares     |
| CBA Equities Limited<br>ACN 003 485 952 | Tuesday, 22 September<br>2015   | 1,359.80  |  | 862 Ordinary shares    |
| CBA Equities Limited<br>ACN 003 485 952 | Tuesday, 22 September<br>2015   | 823.45    |  | 522 Ordinary shares    |
| CBA Equities Limited<br>ACN 003 485 952 | Tuesday, 22 September<br>2015   | 5,724.75  |  | 3,629 Ordinary shares  |
| CBA Equities Limited<br>ACN 003 485 952 | Tuesday, 22 September<br>2015   | 11.04     |  | 7 Ordinary shares      |
| CBA Equities Limited<br>ACN 003 485 952 | Tuesday, 22 September<br>2015   | 626.27    |  | 397 Ordinary shares    |
| CBA Equities Limited<br>ACN 003 485 952 | Tuesday, 22 September<br>2015   | 689.37    |  | 437 Ordinary shares    |
| CBA Equities Limited<br>ACN 003 485 952 | Tuesday, 22 September<br>2015   | 612.07    |  | 388 Ordinary shares    |
| CBA Equities Limited<br>ACN 003 485 952 | Tuesday, 22 September<br>2015   | 771.40    |  | 489 Ordinary shares    |
| CBA Equities Limited<br>ACN 003 485 952 | Tuesday, 22 September<br>2015   | 703.56    |  | 446 Ordinary shares    |
| CBA Equities Limited<br>ACN 003 485 952 | Tuesday, 22 September<br>2015   | 575.79    |  | 365 Ordinary shares    |
| CBA Equities Limited<br>ACN 003 485 952 | Tuesday, 22 September<br>2015   | 974.89    |  | 618 Ordinary shares    |
| CBA Equities Limited<br>ACN 003 485 952 | Tuesday, 22 September<br>2015   | 63.10     |  | 40 Ordinary shares     |
| CBA Equities Limited<br>ACN 003 485 952 | Tuesday, 22 September<br>2015   | 842.38    |  | 534 Ordinary shares    |
| CBA Equities Limited<br>ACN 003 485 952 | Wednesday, 23<br>September 2015 | 19,681.90 |  | 12,698 Ordinary shares |
| CBA Equities Limited<br>ACN 003 485 952 | Wednesday, 23<br>September 2015 | 3,071.79  |  | 1,985 Ordinary shares  |
| CBA Equities Limited<br>ACN 003 485 952 | Thursday, 24 September<br>2015  | 2,737.74  |  | 1,772 Ordinary shares  |
| CBA Equities Limited<br>ACN 003 485 952 | Thursday, 24 September<br>2015  | 202.39    |  | 131 Ordinary shares    |

|   |                                |           |  |                       |
|---|--------------------------------|-----------|--|-----------------------|
| CBA Equities Limited<br>ACN 003 485 952 | Thursday, 24 September<br>2015 | 1,015.06  |  | 657 Ordinary shares   |
| CBA Equities Limited<br>ACN 003 485 952 | Thursday, 24 September<br>2015 | 431.06    |  | 279 Ordinary shares   |
| CBA Equities Limited<br>ACN 003 485 952 | Thursday, 24 September<br>2015 | 692.16    |  | 448 Ordinary shares   |
| CBA Equities Limited<br>ACN 003 485 952 | Thursday, 24 September<br>2015 | 1,367.33  |  | 885 Ordinary shares   |
| CBA Equities Limited<br>ACN 003 485 952 | Thursday, 24 September<br>2015 | 1,696.41  |  | 1,098 Ordinary shares |
| CBA Equities Limited<br>ACN 003 485 952 | Thursday, 24 September<br>2015 | 11,857.88 |  | 7,675 Ordinary shares |
| CBA Equities Limited<br>ACN 003 485 952 | Thursday, 24 September<br>2015 | 4,085.40  |  | 2,640 Ordinary shares |
| CBA Equities Limited<br>ACN 003 485 952 | Thursday, 24 September<br>2015 | 2,042.70  |  | 1,320 Ordinary shares |
| CBA Equities Limited<br>ACN 003 485 952 | Thursday, 24 September<br>2015 | 1,317.30  |  | 854 Ordinary shares   |
| CBA Equities Limited<br>ACN 003 485 952 | Thursday, 24 September<br>2015 | 794.39    |  | 515 Ordinary shares   |
| CBA Equities Limited<br>ACN 003 485 952 | Thursday, 24 September<br>2015 | 794.39    |  | 515 Ordinary shares   |
| CBA Equities Limited<br>ACN 003 485 952 | Thursday, 24 September<br>2015 | 266.85    |  | 173 Ordinary shares   |
| CBA Equities Limited<br>ACN 003 485 952 | Thursday, 24 September<br>2015 | 3,087.26  |  | 1,995 Ordinary shares |
| CBA Equities Limited<br>ACN 003 485 952 | Thursday, 24 September<br>2015 | 3,095.00  |  | 2,000 Ordinary shares |
| CBA Equities Limited<br>ACN 003 485 952 | Thursday, 24 September<br>2015 | 3,079.53  |  | 1,990 Ordinary shares |
| CBA Equities Limited<br>ACN 003 485 952 | Thursday, 24 September<br>2015 | 3,071.79  |  | 1,985 Ordinary shares |
| CBA Equities Limited<br>ACN 003 485 952 | Thursday, 24 September<br>2015 | 3,198.15  |  | 2,060 Ordinary shares |
| CBA Equities Limited<br>ACN 003 485 952 | Thursday, 24 September<br>2015 | 3,112.76  |  | 2,005 Ordinary shares |
| CBA Equities Limited                    | Thursday, 24 September         | 2,735.51  |  | 1,762 Ordinary shares |

|   |                                |           |  |                       |
|---|--------------------------------|-----------|--|-----------------------|
| ACN 003 485 952                         | 2015                           |           |  |                       |
| CBA Equities Limited<br>ACN 003 485 952 | Thursday, 24 September<br>2015 | 369.50    |  | 238 Ordinary shares   |
| CBA Equities Limited<br>ACN 003 485 952 | Thursday, 24 September<br>2015 | 2,049.30  |  | 1,320 Ordinary shares |
| CBA Equities Limited<br>ACN 003 485 952 | Thursday, 24 September<br>2015 | 1,155.06  |  | 744 Ordinary shares   |
| CBA Equities Limited<br>ACN 003 485 952 | Thursday, 24 September<br>2015 | 38.81     |  | 25 Ordinary shares    |
| CBA Equities Limited<br>ACN 003 485 952 | Thursday, 24 September<br>2015 | 1,155.06  |  | 744 Ordinary shares   |
| CBA Equities Limited<br>ACN 003 485 952 | Thursday, 24 September<br>2015 | 51.23     |  | 33 Ordinary shares    |
| CBA Equities Limited<br>ACN 003 485 952 | Thursday, 24 September<br>2015 | 194.06    |  | 125 Ordinary shares   |
| CBA Equities Limited<br>ACN 003 485 952 | Thursday, 24 September<br>2015 | 363.29    |  | 234 Ordinary shares   |
| CBA Equities Limited<br>ACN 003 485 952 | Thursday, 24 September<br>2015 | 163.01    |  | 105 Ordinary shares   |
| CBA Equities Limited<br>ACN 003 485 952 | Thursday, 24 September<br>2015 | 5,115.00  |  | 3,300 Ordinary shares |
| CBA Equities Limited<br>ACN 003 485 952 | Thursday, 24 September<br>2015 | 982.70    |  | 634 Ordinary shares   |
| CBA Equities Limited<br>ACN 003 485 952 | Thursday, 24 September<br>2015 | 3,115.50  |  | 2,010 Ordinary shares |
| CBA Equities Limited<br>ACN 003 485 952 | Thursday, 24 September<br>2015 | 2,548.20  |  | 1,644 Ordinary shares |
| CBA Equities Limited<br>ACN 003 485 952 | Thursday, 24 September<br>2015 | 2,211.85  |  | 1,427 Ordinary shares |
| CBA Equities Limited<br>ACN 003 485 952 | Thursday, 24 September<br>2015 | 4,440.75  |  | 2,865 Ordinary shares |
| CBA Equities Limited<br>ACN 003 485 952 | Thursday, 24 September<br>2015 | 739.35    |  | 477 Ordinary shares   |
| CBA Equities Limited<br>ACN 003 485 952 | Thursday, 24 September<br>2015 | 12,400.00 |  | 8,000 Ordinary shares |
| CBA Equities Limited<br>ACN 003 485 952 | Thursday, 24 September<br>2015 | 731.60    |  | 472 Ordinary shares   |



|   |                              |           |  |                       |
|---|------------------------------|-----------|--|-----------------------|
| CBA Equities Limited<br>ACN 003 485 952 | Friday, 25 September<br>2015 | 94.20     |  | 60 Ordinary shares    |
| CBA Equities Limited<br>ACN 003 485 952 | Friday, 25 September<br>2015 | 1,978.20  |  | 1,260 Ordinary shares |
| CBA Equities Limited<br>ACN 003 485 952 | Friday, 25 September<br>2015 | 1,590.41  |  | 1,013 Ordinary shares |
| CBA Equities Limited<br>ACN 003 485 952 | Friday, 25 September<br>2015 | 3,556.05  |  | 2,265 Ordinary shares |
| CBA Equities Limited<br>ACN 003 485 952 | Friday, 25 September<br>2015 | 11,147.00 |  | 7,100 Ordinary shares |
| CBA Equities Limited<br>ACN 003 485 952 | Friday, 25 September<br>2015 | 1,668.91  |  | 1,063 Ordinary shares |
| CBA Equities Limited<br>ACN 003 485 952 | Friday, 25 September<br>2015 | 680.77    |  | 435 Ordinary shares   |
| CBA Equities Limited<br>ACN 003 485 952 | Friday, 25 September<br>2015 | 1,380.60  |  | 885 Ordinary shares   |
| CBA Equities Limited<br>ACN 003 485 952 | Monday, 28 September<br>2015 | 825.30    |  | 524 Ordinary shares   |
| CBA Equities Limited<br>ACN 003 485 952 | Monday, 28 September<br>2015 | 2,841.30  |  | 1,804 Ordinary shares |
| CBA Equities Limited<br>ACN 003 485 952 | Monday, 28 September<br>2015 | 343.35    |  | 218 Ordinary shares   |
| CBA Equities Limited<br>ACN 003 485 952 | Monday, 28 September<br>2015 | 7.88      |  | 5 Ordinary shares     |
| CBA Equities Limited<br>ACN 003 485 952 | Monday, 28 September<br>2015 | 1,033.20  |  | 656 Ordinary shares   |
| CBA Equities Limited<br>ACN 003 485 952 | Monday, 28 September<br>2015 | 516.60    |  | 328 Ordinary shares   |
| CBA Equities Limited<br>ACN 003 485 952 | Monday, 28 September<br>2015 | 516.60    |  | 328 Ordinary shares   |
| CBA Equities Limited<br>ACN 003 485 952 | Monday, 28 September<br>2015 | 516.60    |  | 328 Ordinary shares   |
| CBA Equities Limited<br>ACN 003 485 952 | Monday, 28 September<br>2015 | 5,195.93  |  | 3,299 Ordinary shares |
| CBA Equities Limited<br>ACN 003 485 952 | Monday, 28 September<br>2015 | 2,586.15  |  | 1,642 Ordinary shares |
| CBA Equities Limited                    | Monday, 28 September         | 281.93    |  | 179 Ordinary shares   |

|   |                                 |           |  |                        |
|---|---------------------------------|-----------|--|------------------------|
| ACN 003 485 952                         | 2015                            |           |  |                        |
| CBA Equities Limited<br>ACN 003 485 952 | Monday, 28 September<br>2015    | 529.20    |  | 336 Ordinary shares    |
| CBA Equities Limited<br>ACN 003 485 952 | Monday, 28 September<br>2015    | 3,620.92  |  | 2,299 Ordinary shares  |
| CBA Equities Limited<br>ACN 003 485 952 | Monday, 28 September<br>2015    | 1,121.40  |  | 712 Ordinary shares    |
| CBA Equities Limited<br>ACN 003 485 952 | Tuesday, 29 September<br>2015   | 16,049.46 |  | 10,388 Ordinary shares |
| CBA Equities Limited<br>ACN 003 485 952 | Tuesday, 29 September<br>2015   | 3,323.30  |  | 2,151 Ordinary shares  |
| CBA Equities Limited<br>ACN 003 485 952 | Tuesday, 29 September<br>2015   | 1,660.56  |  | 1,056 Ordinary shares  |
| CBA Equities Limited<br>ACN 003 485 952 | Tuesday, 29 September<br>2015   | 2,490.84  |  | 1,584 Ordinary shares  |
| CBA Equities Limited<br>ACN 003 485 952 | Tuesday, 29 September<br>2015   | 748.44    |  | 479 Ordinary shares    |
| CBA Equities Limited<br>ACN 003 485 952 | Tuesday, 29 September<br>2015   | 1,269.94  |  | 818 Ordinary shares    |
| CBA Equities Limited<br>ACN 003 485 952 | Tuesday, 29 September<br>2015   | 1,995.50  |  | 1,269 Ordinary shares  |
| CBA Equities Limited<br>ACN 003 485 952 | Tuesday, 29 September<br>2015   | 320.79    |  | 204 Ordinary shares    |
| CBA Equities Limited<br>ACN 003 485 952 | Tuesday, 29 September<br>2015   | 811.41    |  | 516 Ordinary shares    |
| CBA Equities Limited<br>ACN 003 485 952 | Tuesday, 29 September<br>2015   | 946.64    |  | 602 Ordinary shares    |
| CBA Equities Limited<br>ACN 003 485 952 | Tuesday, 29 September<br>2015   | 4,144.80  |  | 2,640 Ordinary shares  |
| CBA Equities Limited<br>ACN 003 485 952 | Tuesday, 29 September<br>2015   | 53,535.54 |  | 34,428 Ordinary shares |
| CBA Equities Limited<br>ACN 003 485 952 | Wednesday, 30<br>September 2015 | 4,012.95  |  | 2,589 Ordinary shares  |
| CBA Equities Limited<br>ACN 003 485 952 | Wednesday, 30<br>September 2015 | 9,611.55  |  | 6,201 Ordinary shares  |
| CBA Equities Limited<br>ACN 003 485 952 | Wednesday, 30<br>September 2015 | 6,311.60  |  | 4,072 Ordinary shares  |

|   |                                 |          |  |                       |
|---|---------------------------------|----------|--|-----------------------|
| CBA Equities Limited<br>ACN 003 485 952 | Wednesday, 30<br>September 2015 | 4,567.13 |  | 2,909 Ordinary shares |
| CBA Equities Limited<br>ACN 003 485 952 | Wednesday, 30<br>September 2015 | 5,791.73 |  | 3,689 Ordinary shares |
| CBA Equities Limited<br>ACN 003 485 952 | Thursday, 1 October<br>2015     | 2,076.84 |  | 1,296 Ordinary shares |
| CBA Equities Limited<br>ACN 003 485 952 | Thursday, 1 October<br>2015     | 4,230.60 |  | 2,640 Ordinary shares |
| CBA Equities Limited<br>ACN 003 485 952 | Thursday, 1 October<br>2015     | 294.86   |  | 184 Ordinary shares   |
| CBA Equities Limited<br>ACN 003 485 952 | Thursday, 1 October<br>2015     | 424.66   |  | 265 Ordinary shares   |
| CBA Equities Limited<br>ACN 003 485 952 | Thursday, 1 October<br>2015     | 2,395.74 |  | 1,495 Ordinary shares |
| CBA Equities Limited<br>ACN 003 485 952 | Thursday, 1 October<br>2015     | 4,224.00 |  | 2,640 Ordinary shares |
| CBA Equities Limited<br>ACN 003 485 952 | Thursday, 1 October<br>2015     | 1,016.00 |  | 635 Ordinary shares   |
| CBA Equities Limited<br>ACN 003 485 952 | Thursday, 1 October<br>2015     | 3,179.02 |  | 1,990 Ordinary shares |
| CBA Equities Limited<br>ACN 003 485 952 | Thursday, 1 October<br>2015     | 2,105.40 |  | 1,320 Ordinary shares |
| CBA Equities Limited<br>ACN 003 485 952 | Thursday, 1 October<br>2015     | 4,217.40 |  | 2,640 Ordinary shares |
| CBA Equities Limited<br>ACN 003 485 952 | Thursday, 1 October<br>2015     | 38.22    |  | 24 Ordinary shares    |
| CBA Equities Limited<br>ACN 003 485 952 | Thursday, 1 October<br>2015     | 63.70    |  | 40 Ordinary shares    |
| CBA Equities Limited<br>ACN 003 485 952 | Thursday, 1 October<br>2015     | 50.96    |  | 32 Ordinary shares    |
| CBA Equities Limited<br>ACN 003 485 952 | Thursday, 1 October<br>2015     | 1,372.74 |  | 862 Ordinary shares   |
| CBA Equities Limited<br>ACN 003 485 952 | Thursday, 1 October<br>2015     | 1,052.64 |  | 661 Ordinary shares   |
| CBA Equities Limited<br>ACN 003 485 952 | Thursday, 1 October<br>2015     | 525.52   |  | 330 Ordinary shares   |
| CBA Equities Limited                    | Thursday, 1 October             | 87.59    |  | 55 Ordinary shares    |

|   |                             |           |  |                       |
|---|-----------------------------|-----------|--|-----------------------|
| ACN 003 485 952                         | 2015                        |           |  |                       |
| CBA Equities Limited<br>ACN 003 485 952 | Thursday, 1 October<br>2015 | 285.06    |  | 179 Ordinary shares   |
| CBA Equities Limited<br>ACN 003 485 952 | Thursday, 1 October<br>2015 | 907.73    |  | 570 Ordinary shares   |
| CBA Equities Limited<br>ACN 003 485 952 | Thursday, 1 October<br>2015 | 541.45    |  | 340 Ordinary shares   |
| CBA Equities Limited<br>ACN 003 485 952 | Thursday, 1 October<br>2015 | 5,727.04  |  | 3,585 Ordinary shares |
| CBA Equities Limited<br>ACN 003 485 952 | Thursday, 1 October<br>2015 | 4,217.40  |  | 2,640 Ordinary shares |
| CBA Equities Limited<br>ACN 003 485 952 | Thursday, 1 October<br>2015 | 10,415.35 |  | 6,530 Ordinary shares |
| CBA Equities Limited<br>ACN 003 485 952 | Thursday, 1 October<br>2015 | 9,515.20  |  | 5,947 Ordinary shares |
| CBA Equities Limited<br>ACN 003 485 952 | Thursday, 1 October<br>2015 | 30.40     |  | 19 Ordinary shares    |
| CBA Equities Limited<br>ACN 003 485 952 | Thursday, 1 October<br>2015 | 1,009.60  |  | 631 Ordinary shares   |
| CBA Equities Limited<br>ACN 003 485 952 | Friday, 2 October 2015      | 4,504.57  |  | 2,842 Ordinary shares |
| CBA Equities Limited<br>ACN 003 485 952 | Friday, 2 October 2015      | 2,090.61  |  | 1,319 Ordinary shares |
| CBA Equities Limited<br>ACN 003 485 952 | Friday, 2 October 2015      | 4,583.82  |  | 2,892 Ordinary shares |
| CBA Equities Limited<br>ACN 003 485 952 | Friday, 2 October 2015      | 537.31    |  | 339 Ordinary shares   |
| CBA Equities Limited<br>ACN 003 485 952 | Friday, 2 October 2015      | 42.80     |  | 27 Ordinary shares    |
| CBA Equities Limited<br>ACN 003 485 952 | Friday, 2 October 2015      | 519.88    |  | 328 Ordinary shares   |
| CBA Equities Limited<br>ACN 003 485 952 | Friday, 2 October 2015      | 519.88    |  | 328 Ordinary shares   |
| CBA Equities Limited<br>ACN 003 485 952 | Friday, 2 October 2015      | 519.88    |  | 328 Ordinary shares   |
| CBA Equities Limited<br>ACN 003 485 952 | Friday, 2 October 2015      | 519.88    |  | 328 Ordinary shares   |

|   |                            |           |  |                        |
|---|----------------------------|-----------|--|------------------------|
| CBA Equities Limited<br>ACN 003 485 952 | Friday, 2 October 2015     | 632.41    |  | 399 Ordinary shares    |
| CBA Equities Limited<br>ACN 003 485 952 | Friday, 2 October 2015     | 562.67    |  | 355 Ordinary shares    |
| CBA Equities Limited<br>ACN 003 485 952 | Friday, 2 October 2015     | 285.30    |  | 180 Ordinary shares    |
| CBA Equities Limited<br>ACN 003 485 952 | Friday, 2 October 2015     | 237.75    |  | 150 Ordinary shares    |
| CBA Equities Limited<br>ACN 003 485 952 | Friday, 2 October 2015     | 19,937.50 |  | 12,500 Ordinary shares |
| CBA Equities Limited<br>ACN 003 485 952 | Friday, 2 October 2015     | 57.06     |  | 36 Ordinary shares     |
| CBA Equities Limited<br>ACN 003 485 952 | Friday, 2 October 2015     | 3,929.21  |  | 2,479 Ordinary shares  |
| CBA Equities Limited<br>ACN 003 485 952 | Friday, 2 October 2015     | 269.45    |  | 170 Ordinary shares    |
| CBA Equities Limited<br>ACN 003 485 952 | Friday, 2 October 2015     | 2,104.00  |  | 1,315 Ordinary shares  |
| CBA Equities Limited<br>ACN 003 485 952 | Friday, 2 October 2015     | 2,090.85  |  | 1,315 Ordinary shares  |
| CBA Equities Limited<br>ACN 003 485 952 | Friday, 2 October 2015     | 1,065.30  |  | 670 Ordinary shares    |
| CBA Equities Limited<br>ACN 003 485 952 | Friday, 2 October 2015     | 1,017.60  |  | 640 Ordinary shares    |
| CBA Equities Limited<br>ACN 003 485 952 | Friday, 2 October 2015     | 500.05    |  | 314 Ordinary shares    |
| CBA Equities Limited<br>ACN 003 485 952 | Friday, 2 October 2015     | 609.93    |  | 383 Ordinary shares    |
| CBA Equities Limited<br>ACN 003 485 952 | Friday, 2 October 2015     | 2,090.85  |  | 1,315 Ordinary shares  |
| CBA Equities Limited<br>ACN 003 485 952 | Friday, 2 October 2015     | 1,065.30  |  | 670 Ordinary shares    |
| CBA Equities Limited<br>ACN 003 485 952 | Tuesday, 6 October<br>2015 | 7,765.40  |  | 4,735 Ordinary shares  |
| CBA Equities Limited<br>ACN 003 485 952 | Tuesday, 6 October<br>2015 | 7,457.08  |  | 4,547 Ordinary shares  |
| CBA Equities Limited                    | Tuesday, 6 October         | 1,882.72  |  | 1,148 Ordinary shares  |

|   |                            |          |  |                       |
|---|----------------------------|----------|--|-----------------------|
| ACN 003 485 952                         | 2015                       |          |  |                       |
| CBA Equities Limited<br>ACN 003 485 952 | Tuesday, 6 October<br>2015 | 2,833.92 |  | 1,728 Ordinary shares |
| CBA Equities Limited<br>ACN 003 485 952 | Tuesday, 6 October<br>2015 | 2,110.57 |  | 1,315 Ordinary shares |
| CBA Equities Limited<br>ACN 003 485 952 | Tuesday, 6 October<br>2015 | 602.54   |  | 376 Ordinary shares   |
| CBA Equities Limited<br>ACN 003 485 952 | Tuesday, 6 October<br>2015 | 198.71   |  | 124 Ordinary shares   |
| CBA Equities Limited<br>ACN 003 485 952 | Tuesday, 6 October<br>2015 | 785.23   |  | 490 Ordinary shares   |
| CBA Equities Limited<br>ACN 003 485 952 | Tuesday, 6 October<br>2015 | 2,379.71 |  | 1,485 Ordinary shares |
| CBA Equities Limited<br>ACN 003 485 952 | Tuesday, 6 October<br>2015 | 2,104.00 |  | 1,315 Ordinary shares |
| CBA Equities Limited<br>ACN 003 485 952 | Tuesday, 6 October<br>2015 | 1,056.00 |  | 660 Ordinary shares   |
| CBA Equities Limited<br>ACN 003 485 952 | Tuesday, 6 October<br>2015 | 1,257.30 |  | 792 Ordinary shares   |
| CBA Equities Limited<br>ACN 003 485 952 | Tuesday, 6 October<br>2015 | 47.63    |  | 30 Ordinary shares    |
| CBA Equities Limited<br>ACN 003 485 952 | Tuesday, 6 October<br>2015 | 955.67   |  | 602 Ordinary shares   |
| CBA Equities Limited<br>ACN 003 485 952 | Tuesday, 6 October<br>2015 | 1,476.38 |  | 930 Ordinary shares   |
| CBA Equities Limited<br>ACN 003 485 952 | Tuesday, 6 October<br>2015 | 727.07   |  | 458 Ordinary shares   |
| CBA Equities Limited<br>ACN 003 485 952 | Tuesday, 6 October<br>2015 | 2,430.72 |  | 1,536 Ordinary shares |
| CBA Equities Limited<br>ACN 003 485 952 | Tuesday, 6 October<br>2015 | 1,311.27 |  | 826 Ordinary shares   |
| CBA Equities Limited<br>ACN 003 485 952 | Tuesday, 6 October<br>2015 | 638.17   |  | 402 Ordinary shares   |
| CBA Equities Limited<br>ACN 003 485 952 | Tuesday, 6 October<br>2015 | 258.76   |  | 163 Ordinary shares   |
| CBA Equities Limited<br>ACN 003 485 952 | Tuesday, 6 October<br>2015 | 638.17   |  | 402 Ordinary shares   |

|   |                            |          |  |                       |
|---|----------------------------|----------|--|-----------------------|
| CBA Equities Limited<br>ACN 003 485 952 | Tuesday, 6 October<br>2015 | 258.76   |  | 163 Ordinary shares   |
| CBA Equities Limited<br>ACN 003 485 952 | Tuesday, 6 October<br>2015 | 219.07   |  | 138 Ordinary shares   |
| CBA Equities Limited<br>ACN 003 485 952 | Tuesday, 6 October<br>2015 | 544.51   |  | 343 Ordinary shares   |
| CBA Equities Limited<br>ACN 003 485 952 | Tuesday, 6 October<br>2015 | 306.39   |  | 193 Ordinary shares   |
| CBA Equities Limited<br>ACN 003 485 952 | Tuesday, 6 October<br>2015 | 980.86   |  | 614 Ordinary shares   |
| CBA Equities Limited<br>ACN 003 485 952 | Tuesday, 6 October<br>2015 | 362.63   |  | 227 Ordinary shares   |
| CBA Equities Limited<br>ACN 003 485 952 | Tuesday, 6 October<br>2015 | 153.36   |  | 96 Ordinary shares    |
| CBA Equities Limited<br>ACN 003 485 952 | Tuesday, 6 October<br>2015 | 282.76   |  | 177 Ordinary shares   |
| CBA Equities Limited<br>ACN 003 485 952 | Tuesday, 6 October<br>2015 | 2,198.16 |  | 1,376 Ordinary shares |
| CBA Equities Limited<br>ACN 003 485 952 | Tuesday, 6 October<br>2015 | 670.95   |  | 420 Ordinary shares   |
| CBA Equities Limited<br>ACN 003 485 952 | Tuesday, 6 October<br>2015 | 1,262.02 |  | 790 Ordinary shares   |
| CBA Equities Limited<br>ACN 003 485 952 | Tuesday, 6 October<br>2015 | 1.60     |  | 1 Ordinary shares     |
| CBA Equities Limited<br>ACN 003 485 952 | Tuesday, 6 October<br>2015 | 6.39     |  | 4 Ordinary shares     |
| CBA Equities Limited<br>ACN 003 485 952 | Tuesday, 6 October<br>2015 | 15.98    |  | 10 Ordinary shares    |
| CBA Equities Limited<br>ACN 003 485 952 | Tuesday, 6 October<br>2015 | 3,281.26 |  | 2,054 Ordinary shares |
| CBA Equities Limited<br>ACN 003 485 952 | Tuesday, 6 October<br>2015 | 2,520.86 |  | 1,578 Ordinary shares |
| CBA Equities Limited<br>ACN 003 485 952 | Tuesday, 6 October<br>2015 | 1,009.62 |  | 632 Ordinary shares   |
| CBA Equities Limited<br>ACN 003 485 952 | Tuesday, 6 October<br>2015 | 1,284.39 |  | 804 Ordinary shares   |
| CBA Equities Limited                    | Tuesday, 6 October         | 1,926.58 |  | 1,206 Ordinary shares |

|   |                            |           |  |                       |
|---|----------------------------|-----------|--|-----------------------|
| ACN 003 485 952                         | 2015                       |           |  |                       |
| CBA Equities Limited<br>ACN 003 485 952 | Tuesday, 6 October<br>2015 | 73.48     |  | 46 Ordinary shares    |
| CBA Equities Limited<br>ACN 003 485 952 | Tuesday, 6 October<br>2015 | 46.33     |  | 29 Ordinary shares    |
| CBA Equities Limited<br>ACN 003 485 952 | Tuesday, 6 October<br>2015 | 70.29     |  | 44 Ordinary shares    |
| CBA Equities Limited<br>ACN 003 485 952 | Tuesday, 6 October<br>2015 | 86.27     |  | 54 Ordinary shares    |
| CBA Equities Limited<br>ACN 003 485 952 | Tuesday, 6 October<br>2015 | 7.99      |  | 5 Ordinary shares     |
| CBA Equities Limited<br>ACN 003 485 952 | Tuesday, 6 October<br>2015 | 650.18    |  | 407 Ordinary shares   |
| CBA Equities Limited<br>ACN 003 485 952 | Tuesday, 6 October<br>2015 | 5,207.68  |  | 3,265 Ordinary shares |
| CBA Equities Limited<br>ACN 003 485 952 | Tuesday, 6 October<br>2015 | 59.11     |  | 37 Ordinary shares    |
| CBA Equities Limited<br>ACN 003 485 952 | Tuesday, 6 October<br>2015 | 38.34     |  | 24 Ordinary shares    |
| CBA Equities Limited<br>ACN 003 485 952 | Tuesday, 6 October<br>2015 | 59.11     |  | 37 Ordinary shares    |
| CBA Equities Limited<br>ACN 003 485 952 | Tuesday, 6 October<br>2015 | 4.79      |  | 3 Ordinary shares     |
| CBA Equities Limited<br>ACN 003 485 952 | Tuesday, 6 October<br>2015 | 3.19      |  | 2 Ordinary shares     |
| CBA Equities Limited<br>ACN 003 485 952 | Tuesday, 6 October<br>2015 | 1.60      |  | 1 Ordinary shares     |
| CBA Equities Limited<br>ACN 003 485 952 | Tuesday, 6 October<br>2015 | 651.78    |  | 408 Ordinary shares   |
| CBA Equities Limited<br>ACN 003 485 952 | Tuesday, 6 October<br>2015 | 10,501.48 |  | 6,584 Ordinary shares |
| CBA Equities Limited<br>ACN 003 485 952 | Tuesday, 6 October<br>2015 | 92.07     |  | 58 Ordinary shares    |
| CBA Equities Limited<br>ACN 003 485 952 | Tuesday, 6 October<br>2015 | 65.09     |  | 41 Ordinary shares    |
| CBA Equities Limited<br>ACN 003 485 952 | Tuesday, 6 October<br>2015 | 230.19    |  | 145 Ordinary shares   |



|   |                              |           |  |                        |
|---|------------------------------|-----------|--|------------------------|
| CBA Equities Limited<br>ACN 003 485 952 | Tuesday, 6 October<br>2015   | 66.67     |  | 42 Ordinary shares     |
| CBA Equities Limited<br>ACN 003 485 952 | Tuesday, 6 October<br>2015   | 974.61    |  | 612 Ordinary shares    |
| CBA Equities Limited<br>ACN 003 485 952 | Wednesday, 7 October<br>2015 | 2,553.60  |  | 1,596 Ordinary shares  |
| CBA Equities Limited<br>ACN 003 485 952 | Wednesday, 7 October<br>2015 | 929.60    |  | 581 Ordinary shares    |
| CBA Equities Limited<br>ACN 003 485 952 | Wednesday, 7 October<br>2015 | 1,188.80  |  | 743 Ordinary shares    |
| CBA Equities Limited<br>ACN 003 485 952 | Wednesday, 7 October<br>2015 | 881.60    |  | 551 Ordinary shares    |
| CBA Equities Limited<br>ACN 003 485 952 | Wednesday, 7 October<br>2015 | 7,913.60  |  | 4,946 Ordinary shares  |
| CBA Equities Limited<br>ACN 003 485 952 | Wednesday, 7 October<br>2015 | 2,624.00  |  | 1,640 Ordinary shares  |
| CBA Equities Limited<br>ACN 003 485 952 | Wednesday, 7 October<br>2015 | 993.60    |  | 621 Ordinary shares    |
| CBA Equities Limited<br>ACN 003 485 952 | Wednesday, 7 October<br>2015 | 512.00    |  | 320 Ordinary shares    |
| CBA Equities Limited<br>ACN 003 485 952 | Wednesday, 7 October<br>2015 | 2,064.55  |  | 1,315 Ordinary shares  |
| CBA Equities Limited<br>ACN 003 485 952 | Thursday, 8 October<br>2015  | 330.22    |  | 209 Ordinary shares    |
| CBA Equities Limited<br>ACN 003 485 952 | Thursday, 8 October<br>2015  | 1,320.88  |  | 836 Ordinary shares    |
| CBA Equities Limited<br>ACN 003 485 952 | Thursday, 8 October<br>2015  | 426.60    |  | 270 Ordinary shares    |
| CBA Equities Limited<br>ACN 003 485 952 | Friday, 9 October 2015       | 3,117.34  |  | 1,973 Ordinary shares  |
| CBA Equities Limited<br>ACN 003 485 952 | Friday, 9 October 2015       | 913.24    |  | 578 Ordinary shares    |
| CBA Equities Limited<br>ACN 003 485 952 | Friday, 9 October 2015       | 19,999.64 |  | 12,658 Ordinary shares |
| CBA Equities Limited<br>ACN 003 485 952 | Friday, 9 October 2015       | 447.67    |  | 282 Ordinary shares    |
| CBA Equities Limited                    | Friday, 9 October 2015       | 425.69    |  | 269 Ordinary shares    |

|   |                        |          |  |                       |
|---|------------------------|----------|--|-----------------------|
| ACN 003 485 952                         |                        |          |  |                       |
| CBA Equities Limited<br>ACN 003 485 952 | Friday, 9 October 2015 | 1,657.91 |  | 1,046 Ordinary shares |
| CBA Equities Limited<br>ACN 003 485 952 | Friday, 9 October 2015 | 447.67   |  | 282 Ordinary shares   |
| CBA Equities Limited<br>ACN 003 485 952 | Friday, 9 October 2015 | 1,290.86 |  | 817 Ordinary shares   |
| CBA Equities Limited<br>ACN 003 485 952 | Friday, 9 October 2015 | 1,899.00 |  | 1,200 Ordinary shares |
| CBA Equities Limited<br>ACN 003 485 952 | Friday, 9 October 2015 | 598.19   |  | 378 Ordinary shares   |
| CBA Equities Limited<br>ACN 003 485 952 | Friday, 9 October 2015 | 2,864.54 |  | 1,813 Ordinary shares |
| CBA Equities Limited<br>ACN 003 485 952 | Friday, 9 October 2015 | 4,294.19 |  | 2,705 Ordinary shares |
| CBA Equities Limited<br>ACN 003 485 952 | Friday, 9 October 2015 | 4,175.13 |  | 2,630 Ordinary shares |
| CBA Equities Limited<br>ACN 003 485 952 | Friday, 9 October 2015 | 3,175.00 |  | 2,000 Ordinary shares |
| CBA Equities Limited<br>ACN 003 485 952 | Friday, 9 October 2015 | 4,208.18 |  | 2,655 Ordinary shares |
| CBA Equities Limited<br>ACN 003 485 952 | Friday, 9 October 2015 | 4,003.72 |  | 2,530 Ordinary shares |
| CBA Equities Limited<br>ACN 003 485 952 | Friday, 9 October 2015 | 2,087.56 |  | 1,315 Ordinary shares |
| CBA Equities Limited<br>ACN 003 485 952 | Friday, 9 October 2015 | 3,151.19 |  | 1,985 Ordinary shares |
| CBA Equities Limited<br>ACN 003 485 952 | Friday, 9 October 2015 | 2,087.56 |  | 1,315 Ordinary shares |
| CBA Equities Limited<br>ACN 003 485 952 | Friday, 9 October 2015 | 3,135.31 |  | 1,975 Ordinary shares |
| CBA Equities Limited<br>ACN 003 485 952 | Friday, 9 October 2015 | 2,087.56 |  | 1,315 Ordinary shares |
| CBA Equities Limited<br>ACN 003 485 952 | Friday, 9 October 2015 | 887.60   |  | 560 Ordinary shares   |
| CBA Equities Limited<br>ACN 003 485 952 | Friday, 9 October 2015 | 407.34   |  | 257 Ordinary shares   |

|   |                              |           |  |   |
|---|------------------------------|-----------|--|---|
| CBA Equities Limited<br>ACN 003 485 952 | Friday, 9 October 2015       | 1,835.43  |  | 1,158 Ordinary shares   |
| CBA Equities Limited<br>ACN 003 485 952 | Friday, 9 October 2015       | 2,087.56  |  | 1,315 Ordinary shares   |
| CBA Equities Limited<br>ACN 003 485 952 | Friday, 9 October 2015       | 3,135.31  |  | 1,975 Ordinary shares   |
| CBA Equities Limited<br>ACN 003 485 952 | Friday, 9 October 2015       | 2,087.56  |  | 1,315 Ordinary shares   |
| CBA Equities Limited<br>ACN 003 485 952 | Friday, 9 October 2015       | 3,264.63  |  | 2,050 Ordinary shares   |
| CBA Equities Limited<br>ACN 003 485 952 | Friday, 9 October 2015       | 3,145.19  |  | 1,975 Ordinary shares   |
| CBA Equities Limited<br>ACN 003 485 952 | Friday, 9 October 2015       | 3,161.11  |  | 1,985 Ordinary shares   |
| CBA Equities Limited<br>ACN 003 485 952 | Friday, 9 October 2015       | 3,169.08  |  | 1,990 Ordinary shares   |
| CBA Equities Limited<br>ACN 003 485 952 | Friday, 9 October 2015       | 4,201.43  |  | 2,630 Ordinary shares   |
| CBA Equities Limited<br>ACN 003 485 952 | Friday, 9 October 2015       | 4,194.85  |  | 2,630 Ordinary shares   |
| CBA Equities Limited<br>ACN 003 485 952 | Friday, 9 October 2015       | 27,469.09 |  | 17,222 Ordinary shares  |
| CBA Equities Limited<br>ACN 003 485 952 | Friday, 9 October 2015       | 10,491.91 |  | 6,578 Ordinary shares   |
| CBA Equities Limited<br>ACN 003 485 952 | Tuesday, 1 September<br>2015 | N/A       |  | 2,820,000 Ordinary<br>shares<br>(borrowed from Merrill<br>Lynch Equities Australia<br>Limited, see Annexure<br>C) |
| CBA Equities Limited<br>ACN 003 485 952 | Monday, 14 September<br>2015 | N/A       |  | 2,820,000 Ordinary<br>shares<br>(borrowed from Merrill<br>Lynch Equities Australia<br>Limited, see Annexure<br>C) |
| CBA Equities Limited<br>ACN 003 485 952 | Monday, 5 October 2015       | N/A       |  | 1,860,628 Ordinary<br>shares<br>(borrowed from Merrill<br>Lynch International, see<br>Annexure C)                 |

|   |                            |     |  |  |
|---|----------------------------|-----|--|--|
| CBA Equities Limited<br>ACN 003 485 952 | Friday, 9 October 2015     | N/A |  | 1,833,284 Ordinary shares<br>(borrowed from Merrill Lynch International, see Annexure C) |
| CBA Equities Limited<br>ACN 003 485 952 | Monday, 12 October 2015    | N/A |  | 1,832,400 Ordinary shares<br>(borrowed from Merrill Lynch International, see Annexure C) |
| CBA Equities Limited<br>ACN 003 485 952 | Wednesday, 14 October 2015 | N/A |  | 1,837,916 Ordinary shares<br>(borrowed from Merrill Lynch International, see Annexure C) |

Colonial First State Asset Management (Australia) Limited ACN 114 194 311

| Holder of relevant interest   | Date of acquisition       | Consideration Cash | Consideration Non-Cash | Class and number of securities |
|---|---------------------------|--------------------|------------------------|--------------------------------|
| Colonial First State Asset Management (Australia) Limited ACN 114 194 311 | Monday, 31 August 2015    | 18,133.84          |                        | 10,924 Ordinary shares         |
| Colonial First State Asset Management (Australia) Limited ACN 114 194 311 | Tuesday, 1 September 2015 | 10,770.50          |                        | 6,628 Ordinary shares          |
| Colonial First State Asset Management (Australia) Limited ACN 114 194 311 | Thursday, 1 October 2015  | 18,201.60          |                        | 11,376 Ordinary shares         |
| Colonial First State Asset Management (Australia) Limited ACN 114 194 311 | Monday, 14 September 2015 | 851,684.57         |                        | 565,753 Ordinary shares        |
| Colonial First State Asset Management (Australia) Limited ACN 114 194 311 | Wednesday, 5 August 2015  | 6,438.91           |                        | 4,230 Ordinary shares          |
| Colonial First State Asset Management (Australia) Limited ACN 114 194 311 | Friday, 12 June 2015      | 7,480.00           |                        | 4,400 Ordinary shares          |
| Colonial First State Asset Management (Australia) Limited ACN 114 194 311 | Friday, 3 July 2015       | 17,883.92          |                        | 11,883 Ordinary shares         |

|   |                              |           |  |                       |
|---|------------------------------|-----------|--|-----------------------|
| 114 194 311   |                              |           |  |                       |
| Colonial First State Asset Management (Australia) Limited ACN 114 194 311 | Thursday, 16 July 2015       | 7,501.20  |  | 5,358 Ordinary shares |
| Colonial First State Asset Management (Australia) Limited ACN 114 194 311 | Wednesday, 22 July 2015      | 1,812.00  |  | 1,208 Ordinary shares |
| Colonial First State Asset Management (Australia) Limited ACN 114 194 311 | Friday, 31 July 2015         | 9,039.24  |  | 5,908 Ordinary shares |
| Colonial First State Asset Management (Australia) Limited ACN 114 194 311 | Friday, 7 August 2015        | 7,500.96  |  | 5,209 Ordinary shares |
| Colonial First State Asset Management (Australia) Limited ACN 114 194 311 | Tuesday, 11 August 2015      | 6,267.71  |  | 4,461 Ordinary shares |
| Colonial First State Asset Management (Australia) Limited ACN 114 194 311 | Monday, 17 August 2015       | 4,885.20  |  | 3,540 Ordinary shares |
| Colonial First State Asset Management (Australia) Limited ACN 114 194 311 | Wednesday, 19 August 2015    | 5,044.00  |  | 3,443 Ordinary shares |
| Colonial First State Asset Management (Australia) Limited ACN 114 194 311 | Monday, 31 August 2015       | 10,092.80 |  | 6,080 Ordinary shares |
| Colonial First State Asset Management (Australia) Limited ACN 114 194 311 | Friday, 18 September 2015    | 5,569.77  |  | 3,503 Ordinary shares |
| Colonial First State Asset Management (Australia) Limited ACN 114 194 311 | Wednesday, 23 September 2015 | 6,493.64  |  | 4,203 Ordinary shares |
| Colonial First State Asset Management (Australia) Limited ACN 114 194 311 | Thursday, 24 September 2015  | 8,001.10  |  | 5,162 Ordinary shares |
| Colonial First State Asset Management                                     | Wednesday, 7 October         | 8,000.72  |  | 5,096 Ordinary shares |

|  |                             |           |  |                       |
|--|-----------------------------|-----------|--|-----------------------|
| (Australia) Limited ACN<br>114 194 311   | 2015                        |           |  |                       |
| Colonial First State<br>Asset Management<br>(Australia) Limited ACN<br>114 194 311 | Tuesday, 13 October<br>2015 | 10,161.84 |  | 6,514 Ordinary shares |
| Colonial First State<br>Asset Management<br>(Australia) Limited ACN<br>114 194 311 | Tuesday, 18 August<br>2015  | 1,779.42  |  | 1,262 Ordinary shares |
| Colonial First State<br>Asset Management<br>(Australia) Limited ACN<br>114 194 311 | Thursday, 1 October<br>2015 | 2,444.80  |  | 1,528 Ordinary shares |
| Colonial First State<br>Asset Management<br>(Australia) Limited ACN<br>114 194 311 | Friday, 3 July 2015         | 3,863.34  |  | 2,567 Ordinary shares |
| Colonial First State<br>Asset Management<br>(Australia) Limited ACN<br>114 194 311 | Friday, 19 June 2015        | 4,260.00  |  | 2,663 Ordinary shares |
| Colonial First State<br>Asset Management<br>(Australia) Limited ACN<br>114 194 311 | Tuesday, 18 August<br>2015  | 4,991.40  |  | 3,540 Ordinary shares |
| Colonial First State<br>Asset Management<br>(Australia) Limited ACN<br>114 194 311 | Tuesday, 13 October<br>2015 | 3,199.56  |  | 2,051 Ordinary shares |

Colonial First State Investments Limited (Note 1) ACN 002 348 352

| Holder of relevant<br>interest   | Date of acquisition            | Consideration Cash | Consideration Non-<br>Cash | Class and number of<br>securities   |
|--|--------------------------------|--------------------|----------------------------|---|
| Colonial First State<br>Investments Limited<br>(Note 1) ACN 002 348<br>352 | Friday, 4 September<br>2015    | N/A                |                            | 129,734 Ordinary shares<br>(borrowed from UBS AG<br>(Agreement 3), see<br>Annexure C) |
| Colonial First State<br>Investments Limited<br>(Note 1) ACN 002 348<br>352 | Friday, 11 September<br>2015   | N/A                |                            | 56,365 Ordinary shares<br>(borrowed from UBS AG<br>(Agreement 3), see<br>Annexure C)  |
| Colonial First State<br>Investments Limited<br>(Note 1) ACN 002 348        | Thursday, 24 September<br>2015 | N/A                |                            | 215,058 Ordinary shares<br>(borrowed from UBS AG<br>(Agreement 3), see                |

|   |                          |            |  |   |
|---|--------------------------|------------|--|---|
| 352   |                          |            |  | Annexure C)   |
| Colonial First State Investments Limited (Note 1) ACN 002 348 352 | Friday, 19 June 2015     | 23,074.86  |  | 14,674 Ordinary shares  |
| Colonial First State Investments Limited (Note 1) ACN 002 348 352 | Tuesday, 30 June 2015    | 31,344.74  |  | 20,444 Ordinary shares  |
| Colonial First State Investments Limited (Note 1) ACN 002 348 352 | Wednesday, 8 July 2015   | 304,906.58 |  | 210,411 Ordinary shares   |
| Colonial First State Investments Limited (Note 1) ACN 002 348 352 | Friday, 10 July 2015     | 31,301.20  |  | 22,358 Ordinary shares  |
| Colonial First State Investments Limited (Note 1) ACN 002 348 352 | Tuesday, 11 August 2015  | 15,096.20  |  | 10,783 Ordinary shares  |
| Colonial First State Investments Limited (Note 1) ACN 002 348 352 | Thursday, 13 August 2015 | 86,758.04  |  | 63,559 Ordinary shares  |
| Colonial First State Investments Limited (Note 1) ACN 002 348 352 | Wednesday, 22 July 2015  | 100,511.24 |  | 66,896 Ordinary shares  |
| Colonial First State Investments Limited (Note 1) ACN 002 348 352 | Thursday, 23 July 2015   | 191,541.73 |  | 127,703 Ordinary shares   |
| Colonial First State Investments Limited (Note 1) ACN 002 348 352 | Tuesday, 16 June 2015    | 38,575.08  |  | 23,238 Ordinary shares  |
| Colonial First State Investments Limited (Note 1) ACN 002 348 352 | Friday, 19 June 2015     | N/A        |  | 19,141 Ordinary shares (borrowed from UBS AG (Agreement 2), see Annexure C) |
| Colonial First State Investments Limited (Note 1) ACN 002 348 352 | Friday, 9 October 2015   | N/A        |  | 24,469 Ordinary shares (borrowed from UBS AG (Agreement 2), see Annexure C) |
| Colonial First State Investments Limited                          | Wednesday, 14 October    | N/A        |  | 92,553 Ordinary shares (borrowed from UBS AG                                |

|  |                              |            |  |   |
|--|------------------------------|------------|--|---|
| (Note 1) ACN 002 348<br>352  | 2015                         |            |  | (Agreement 2), see<br>Annexure C)   |
| Colonial First State<br>Investments Limited<br>(Note 1) ACN 002 348<br>352 | Monday, 29 June 2015         | 560,047.50 |  | 373,365 Ordinary shares   |
| Colonial First State<br>Investments Limited<br>(Note 1) ACN 002 348<br>352 | Thursday, 2 July 2015        | 603,112.35 |  | 393,471 Ordinary shares   |
| Colonial First State<br>Investments Limited<br>(Note 1) ACN 002 348<br>352 | Friday, 10 July 2015         | 54,457.20  |  | 38,898 Ordinary shares  |
| Colonial First State<br>Investments Limited<br>(Note 1) ACN 002 348<br>352 | Tuesday, 11 August<br>2015   | N/A        |  | 172,236 Ordinary shares<br>(borrowed from UBS AG<br>(Agreement 1), see<br>Annexure C) |
| Colonial First State<br>Investments Limited<br>(Note 1) ACN 002 348<br>352 | Tuesday, 25 August<br>2015   | N/A        |  | 334,739 Ordinary shares<br>(borrowed from UBS AG<br>(Agreement 1), see<br>Annexure C) |
| Colonial First State<br>Investments Limited<br>(Note 1) ACN 002 348<br>352 | Friday, 18 September<br>2015 | N/A        |  | 521,603 Ordinary shares<br>(borrowed from UBS AG<br>(Agreement 1), see<br>Annexure C) |
| Colonial First State<br>Investments Limited<br>(Note 1) ACN 002 348<br>352 | Friday, 19 June 2015         | 47,487.00  |  | 30,000 Ordinary shares  |
| Colonial First State<br>Investments Limited<br>(Note 1) ACN 002 348<br>352 | Wednesday, 24 June<br>2015   | 47,208.00  |  | 30,000 Ordinary shares  |
| Colonial First State<br>Investments Limited<br>(Note 1) ACN 002 348<br>352 | Thursday, 25 June 2015       | 46,737.00  |  | 30,000 Ordinary shares  |
| Colonial First State<br>Investments Limited<br>(Note 1) ACN 002 348<br>352 | Friday, 26 June 2015         | 46,188.00  |  | 30,000 Ordinary shares  |
| Colonial First State<br>Investments Limited<br>(Note 1) ACN 002 348<br>352 | Friday, 3 July 2015          | 149,690.00 |  | 100,000 Ordinary shares   |



|  |                         |            |  |  |
|--|-------------------------|------------|--|--|
| Colonial First State Investments Limited<br>(Note 1) ACN 002 348 352 | Friday, 10 July 2015    | 27,956.00  |  | 20,000 Ordinary shares   |
| Colonial First State Investments Limited<br>(Note 1) ACN 002 348 352 | Thursday, 16 July 2015  | 48,293.10  |  | 34,500 Ordinary shares   |
| Colonial First State Investments Limited<br>(Note 1) ACN 002 348 352 | Friday, 17 July 2015    | 74,540.00  |  | 50,000 Ordinary shares   |
| Colonial First State Investments Limited<br>(Note 1) ACN 002 348 352 | Wednesday, 22 July 2015 | 75,055.00  |  | 50,000 Ordinary shares   |
| Colonial First State Investments Limited<br>(Note 1) ACN 002 348 352 | Thursday, 30 July 2015  | 53,413.50  |  | 35,000 Ordinary shares   |
| Colonial First State Investments Limited<br>(Note 1) ACN 002 348 352 | Monday, 10 August 2015  | 70,685.00  |  | 50,000 Ordinary shares   |
| Colonial First State Investments Limited<br>(Note 1) ACN 002 348 352 | Tuesday, 18 August 2015 | 70,500.00  |  | 50,000 Ordinary shares   |
| Colonial First State Investments Limited<br>(Note 1) ACN 002 348 352 | Tuesday, 25 August 2015 | 316,150.32 |  | 223,412 Ordinary shares  |
| Colonial First State Investments Limited<br>(Note 1) ACN 002 348 352 | Monday, 10 August 2015  | N/A        |  | 32,893 Ordinary shares<br>(borrowed from Citigroup Global Markets Limited (Agreement 4), see Annexure C) |
| Colonial First State Investments Limited<br>(Note 1) ACN 002 348 352 | Tuesday, 18 August 2015 | N/A        |  | 27,107 Ordinary shares<br>(borrowed from Citigroup Global Markets Limited (Agreement 4), see Annexure C) |
| Colonial First State Investments Limited<br>(Note 1) ACN 002 348 352 | Friday, 7 August 2015   | 81,606.24  |  | 56,671 Ordinary shares   |


| Holder of relevant interest                  | Date of acquisition    | Consideration Cash | Consideration Non-Cash | Class and number of securities |
|--|------------------------|--------------------|------------------------|--------------------------------|
| Avanteos Investments Limited ACN 096 259 979 | Monday, 10 August 2015 | 739.03             |                        | 526 Ordinary shares            |
| Avanteos Investments Limited ACN 096 259 979 | Monday, 10 August 2015 | 890.77             |                        | 634 Ordinary shares            |
| Avanteos Investments Limited ACN 096 259 979 | Friday, 9 October 2015 | 1,041.40           |                        | 656 Ordinary shares            |

Realindex Investments Pty Limited ACN 133 312 017

| Holder of relevant interest                       | Date of acquisition       | Consideration Cash | Consideration Non-Cash | Class and number of securities |
|---|---------------------------|--------------------|------------------------|--------------------------------|
| Realindex Investments Pty Limited ACN 133 312 017 | Monday, 29 June 2015      | 42,692.34          |                        | 28,367 Ordinary shares         |
| Realindex Investments Pty Limited ACN 133 312 017 | Monday, 13 July 2015      | 49,000.00          |                        | 35,000 Ordinary shares         |
| Realindex Investments Pty Limited ACN 133 312 017 | Monday, 20 July 2015      | 55,753.63          |                        | 37,261 Ordinary shares         |
| Realindex Investments Pty Limited ACN 133 312 017 | Friday, 10 July 2015      | 52,976.52          |                        | 37,976 Ordinary shares         |
| Realindex Investments Pty Limited ACN 133 312 017 | Wednesday, 19 August 2015 | 58,078.46          |                        | 39,644 Ordinary shares         |
| Realindex Investments Pty Limited ACN 133 312 017 | Friday, 4 September 2015  | 45,888.04          |                        | 29,701 Ordinary shares         |
| Realindex Investments Pty Limited ACN 133 312 017 | Monday, 7 September 2015  | 47,425.94          |                        | 30,499 Ordinary shares         |
| Realindex Investments Pty Limited ACN 133 312 017 | Monday, 12 October 2015   | 37,790.06          |                        | 24,147 Ordinary shares         |

**Annexure C**

This is annexure C referred to in Form 603, Notice of initial substantial holder dated **14/10/2015**



Carla Collingwood      Company Secretary      Dated the 15 October 2015

Commonwealth Bank of Australia will, if requested by the company or responsible entity to whom this form must be given or by the Australian Securities and Investments Commission (ASIC), give a copy of one or more of the following agreements to the company, responsible entity or ASIC (as appropriate).

**Citigroup Global Markets Limited (Agreement 1)**

|  |  |
|--|--|
| Type of agreement:   | Australian Master Securities Lending Agreement   |
| Parties to agreement:  | (1) Citigroup Global Markets Limited; and (2) Colonial First State Investments Limited |
| Can the parties exercise voting rights attaching to the securities?  | No   |
| If yes, in what circumstances?   | N/A  |
| Date on which the securities were (or are) expected to be delivered to the borrower or its nominee (ie borrow date):     | The dates indicated in Annexure B on which securities were borrowed.                   |
| Scheduled date (if any) when the securities are expected to be returned to the borrower or its nominee (ie return date): | Any particular day.  |
| Does the borrower have the right to return the securities early? [Yes/No]  | Yes  |
| If yes, in which circumstances?  | At any time subject to giving notice.  |
| Does the lender have the right to recall the securities early (ie before the scheduled return date)? [Yes/No]            | Yes  |
| If yes, in which circumstances?  | At any time subject to giving notice.  |
| Are there circumstances in which the borrower will not be required to return the securities on settlement? [Yes/No]      | No   |
| If yes, in which circumstances?  | N/A  |

**Merrill Lynch International**

|                    |  |
|--------------------|--|
| Type of agreement: | Global Master Securities Lending Agreement |
|--------------------|--|

|  |  |
|--|--|
| Parties to agreement:  | (1) Commonwealth Bank of Australia and (2) Merrill Lynch International |
| Can the parties exercise voting rights attaching to the securities?  | No   |
| If yes, in what circumstances?   | N/A  |
| Date on which the securities were (or are) expected to be delivered to the borrower or its nominee (ie borrow date):     | The dates indicated in Annexure B on which securities were borrowed.   |
| Scheduled date (if any) when the securities are expected to be returned to the borrower or its nominee (ie return date): | Any particular day.  |
| Does the borrower have the right to return the securities early? [Yes/No]  | Yes  |
| If yes, in which circumstances?  | At any time subject to giving notice.                                  |
| Does the lender have the right to recall the securities early (ie before the scheduled return date)? [Yes/No]            | Yes  |
| If yes, in which circumstances?  | At any time subject to giving notice.                                  |
| Are there circumstances in which the borrower will not be required to return the securities on settlement? [Yes/No]      | No   |
| If yes, in which circumstances?  | N/A  |

#### Barclays Capital Securities Ltd

|  |  |
|--|--|
| Type of agreement:   | Global Master Securities Lending Agreement                                 |
| Parties to agreement:  | (1) Commonwealth Bank of Australia and (2) Barclays Capital Securities Ltd |
| Can the parties exercise voting rights attaching to the securities?  | No   |
| If yes, in what circumstances?   | N/A  |
| Date on which the securities were (or are) expected to be delivered to the borrower or its nominee (ie borrow date):     | The dates indicated in Annexure B on which securities were borrowed.       |
| Scheduled date (if any) when the securities are expected to be returned to the borrower or its nominee (ie return date): | Any particular day.  |
| Does the borrower have the right to return the securities early? [Yes/No]  | Yes  |
| If yes, in which circumstances?  | At any time subject to giving notice.                                      |

|   |                                       |
|---|---------------------------------------|
| Does the lender have the right to recall the securities early (ie before the scheduled return date)? [Yes/No]       | Yes                                   |
| If yes, in which circumstances?   | At any time subject to giving notice. |
| Are there circumstances in which the borrower will not be required to return the securities on settlement? [Yes/No] | No                                    |
| If yes, in which circumstances?   | N/A                                   |

**Citigroup Global Markets Australia Pty Ltd**

|  |   |
|--|---|
| Type of agreement:   | Australian Master Securities Lending Agreement  |
| Parties to agreement:  | (1) Commonwealth Bank of Australia and (2) Citigroup Global Markets Australia Pty Ltd   |
| Can the parties exercise voting rights attaching to the securities?  | Yes   |
| If yes, in what circumstances?   | In limited circumstances where a number of conditions are met and voting is administratively possible, CBA may be required to exercise voting rights as instructed by the lender. |
| Date on which the securities were (or are) expected to be delivered to the borrower or its nominee (ie borrow date):     | The dates indicated in Annexure B on which securities were borrowed.  |
| Scheduled date (if any) when the securities are expected to be returned to the borrower or its nominee (ie return date): | Any particular day.   |
| Does the borrower have the right to return the securities early? [Yes/No]  | Yes   |
| If yes, in which circumstances?  | At any time subject to giving notice.   |
| Does the lender have the right to recall the securities early (ie before the scheduled return date)? [Yes/No]            | Yes   |
| If yes, in which circumstances?  | At any time subject to giving notice.   |
| Are there circumstances in which the borrower will not be required to return the securities on settlement? [Yes/No]      | No  |
| If yes, in which circumstances?  | N/A   |

**UBS AG (Agreement 3)**

|                       |  |
|-----------------------|--|
| Type of agreement:    | Australian Master Securities Lending Agreement               |
| Parties to agreement: | (1) UBS AG; and (2) Colonial First State Investments Limited |

|  |  |
|--|--|
| Can the parties exercise voting rights attaching to the securities?  | No   |
| If yes, in what circumstances?   | N/A  |
| Date on which the securities were (or are) expected to be delivered to the borrower or its nominee (ie borrow date):     | The dates indicated in Annexure B on which securities were borrowed. |
| Scheduled date (if any) when the securities are expected to be returned to the borrower or its nominee (ie return date): | Any particular day.  |
| Does the borrower have the right to return the securities early? [Yes/No]  | Yes  |
| If yes, in which circumstances?  | At any time subject to giving notice.                                |
| Does the lender have the right to recall the securities early (ie before the scheduled return date)? [Yes/No]            | Yes  |
| If yes, in which circumstances?  | At any time subject to giving notice.                                |
| Are there circumstances in which the borrower will not be required to return the securities on settlement? [Yes/No]      | No   |
| If yes, in which circumstances?  | N/A  |

**UBS AG (Agreement 1)**

|  |  |
|--|--|
| Type of agreement:   | Australian Master Securities Lending Agreement                       |
| Parties to agreement:  | (1) UBS AG; and (2) Colonial First State Investments Limited         |
| Can the parties exercise voting rights attaching to the securities?  | No   |
| If yes, in what circumstances?   | N/A  |
| Date on which the securities were (or are) expected to be delivered to the borrower or its nominee (ie borrow date):     | The dates indicated in Annexure B on which securities were borrowed. |
| Scheduled date (if any) when the securities are expected to be returned to the borrower or its nominee (ie return date): | Any particular day.  |
| Does the borrower have the right to return the securities early? [Yes/No]  | Yes  |
| If yes, in which circumstances?  | At any time subject to giving notice.                                |
| Does the lender have the right to recall the securities early (ie before the scheduled return date)? [Yes/No]            | Yes  |
| If yes, in which circumstances?  | At any time subject to giving notice.                                |

|   |     |
|---|-----|
| Are there circumstances in which the borrower will not be required to return the securities on settlement? [Yes/No] | No  |
| If yes, in which circumstances?   | N/A |

**UBS AG (Agreement 2)**

|  |  |
|--|--|
| Type of agreement:   | Australian Master Securities Lending Agreement                       |
| Parties to agreement:  | (1) UBS AG; and (2) Colonial First State Investments Limited         |
| Can the parties exercise voting rights attaching to the securities?  | No   |
| If yes, in what circumstances?   | N/A  |
| Date on which the securities were (or are) expected to be delivered to the borrower or its nominee (ie borrow date):     | The dates indicated in Annexure B on which securities were borrowed. |
| Scheduled date (if any) when the securities are expected to be returned to the borrower or its nominee (ie return date): | Any particular day.  |
| Does the borrower have the right to return the securities early? [Yes/No]  | Yes  |
| If yes, in which circumstances?  | At any time subject to giving notice.                                |
| Does the lender have the right to recall the securities early (ie before the scheduled return date)? [Yes/No]            | Yes  |
| If yes, in which circumstances?  | At any time subject to giving notice.                                |
| Are there circumstances in which the borrower will not be required to return the securities on settlement? [Yes/No]      | No   |
| If yes, in which circumstances?  | N/A  |

**Merrill Lynch Equities Australia Limited**

|   |   |
|---|---|
| Type of agreement:  | Australian Master Securities Lending Agreement  |
| Parties to agreement:   | (1) Commonwealth Bank of Australia and (2) Merrill Lynch Equities (Australia) Limited |
| Can the parties exercise voting rights attaching to the securities? | No  |
| If yes, in what circumstances?                                      | N/A   |
| Date on which the securities were (or are) expected to be           | The dates indicated in Annexure B on which securities were                            |

|  |                                       |
|--|---------------------------------------|
| delivered to the borrower or its nominee (ie borrow date):   | borrowed.                             |
| Scheduled date (if any) when the securities are expected to be returned to the borrower or its nominee (ie return date): | Any particular day.                   |
| Does the borrower have the right to return the securities early? [Yes/No]  | Yes                                   |
| If yes, in which circumstances?  | At any time subject to giving notice. |
| Does the lender have the right to recall the securities early (ie before the scheduled return date)? [Yes/No]            | Yes                                   |
| If yes, in which circumstances?  | At any time subject to giving notice. |
| Are there circumstances in which the borrower will not be required to return the securities on settlement? [Yes/No]      | No                                    |
| If yes, in which circumstances?  | N/A                                   |

**Macquarie Bank Limited**

|  |   |
|--|---|
| Type of agreement:   | Australian Master Securities Lending Agreement  |
| Parties to agreement:  | (1) Commonwealth Securities Limited and (2) Macquarie Bank Limited  |
| Can the parties exercise voting rights attaching to the securities?  | Yes   |
| If yes, in what circumstances?   | In limited circumstances where a number of conditions are met and voting is administratively possible, CBA may be required to exercise voting rights as instructed by the lender. |
| Date on which the securities were (or are) expected to be delivered to the borrower or its nominee (ie borrow date):     | The dates indicated in Annexure B on which securities were borrowed.  |
| Scheduled date (if any) when the securities are expected to be returned to the borrower or its nominee (ie return date): | Any particular day.   |
| Does the borrower have the right to return the securities early? [Yes/No]  | Yes   |
| If yes, in which circumstances?  | At any time subject to giving notice.   |
| Does the lender have the right to recall the securities early (ie before the scheduled return date)? [Yes/No]            | Yes   |
| If yes, in which circumstances?  | At any time subject to giving notice.   |
| Are there circumstances in which the borrower will not be required to return the securities on settlement? [Yes/No]      | No  |



|                                 |     |
|---------------------------------|-----|
| If yes, in which circumstances? | N/A |
|---------------------------------|-----|

**Citigroup Global Markets Limited (Agreement 4)**

|  |  |
|--|--|
| Type of agreement:   | Australian Master Securities Lending Agreement   |
| Parties to agreement:  | (1) Citigroup Global Markets Limited; and (2) Colonial First State Investments Limited |
| Can the parties exercise voting rights attaching to the securities?  | No   |
| If yes, in what circumstances?   | N/A  |
| Date on which the securities were (or are) expected to be delivered to the borrower or its nominee (ie borrow date):     | The dates indicated in Annexure B on which securities were borrowed.                   |
| Scheduled date (if any) when the securities are expected to be returned to the borrower or its nominee (ie return date): | Any particular day.  |
| Does the borrower have the right to return the securities early? [Yes/No]  | Yes  |
| If yes, in which circumstances?  | At any time subject to giving notice.  |
| Does the lender have the right to recall the securities early (ie before the scheduled return date)? [Yes/No]            | Yes  |
| If yes, in which circumstances?  | At any time subject to giving notice.  |
| Are there circumstances in which the borrower will not be required to return the securities on settlement? [Yes/No]      | No   |
| If yes, in which circumstances?  | N/A  |